



The National Talent Search Examination for students studying in Class X is meant to identify and nurture talents. The examination is conducted every year at two levels: Stage - I (State Level) and Stage -II (National Level).

Eligibility

The students of Class X during the academic year (2019 - 20) in any Government/Aided/Recognized Schools/Kendriya Vidyalaya/Navodaya Vidyalaya in Kerala are eligible to apply for the State-level NTS Examination.

Students registered under Open Distance Learning (ODL) will also be eligible for scholarship provided the student is below the age of 18 years and is appearing in Class X examination for the first time.

Pupils who have secured not less than 55% for all non-language subjects in the qualifying examination of class IX of 2018-2019 will be admitted for the examination.

Fees

General Category Rs.250/-

SC/ST Rs.100/-

Scholarships: About two thousand scholarships are awarded for different stages of education as follows :

- (a) Scholarship of Rs. 1250/- per month for Class-XI to XII.
- (b) Scholarship of Rs. 2000/- per month for Undergraduates and Post-graduates.
- (c) Amount of Scholarship for Ph.D is fixed in accordance with the UGC norms.

Reservation: At the Stage-I Examination **15%** for students belonging to the **SC** category, **7.5%** for students belonging to the **ST** category and **27%** for students belonging to **OBC** category (Non-creamy layer) as per central list available on (www.ncbc.nic.in/userpanel/centralliststateview.aspx). **10%** for Economically Weaker Section (EWSs) those who have not covered under the reservation scheme for SCs/STs/OBCs. **4%** for children with benchmark disabilities (PWD) of which, one per cent each shall be reserved for persons with benchmark disabilities under clauses (a), (b) and (c) and one per cent for persons with benchmark disabilities under clauses (d) and (e) namely:

- (a) blindness and low vision: (BLV)
- (b) deaf and hard of hearing: (DH)
- (c) locomotor disability including cerebral palsy, leprosy cured, dwarfism, acid attack victims and muscular dystrophy: (LD)
- (d) autism, intellectual disability, specific learning disability and mental illness: (AID)
- (e) multiple disabilities from amongst persons under clauses (a) to (d) including deaf-blindness in the posts identified for each disabilities: (MD)

Selection: Stage-1 selection will be done by States/UTs and those who are selected/recommended from **Stage - I** examination will be eligible to appear for **Stage -II** examination, conducted by NCERT.

Qualifying Marks: Qualifying marks for candidates from SC/ST/PWD (Persons With Disability) category is 32% in each paper and for other categories it is 40% in each paper

Pattern of test papers, marks and time allocation of stage 1 examination are given below. All the questions will be MCQs (Multiple Choice Questions) with four options.

As per new regulation there will not be a Language Test. Details of the papers, marks and time allotted are as given under:

| Test | No. of Questions | Time Limit | Segment wise Break up | Qualifying Marks | Remarks |
|--------------------------------|------------------|---|---|--|---------------------|
| Mental Ability Test (MAT) | 100 | 120 mts (30 mts extra for Visually Challenged Candidate) | | 32 % for SC/ST/PWD Candidates 40 % for others | No Negative Marking |
| Scholastic Aptitude Test (SAT) | 100 | 120 mts (30 mts extra for Visually Challenged Candidate) | 20 Mathematics 40 Social science 40 Science | 32 % for SC/ST/PWD Candidates 40 % for others | No Negative Marking |

Procedure of the Stage I Examination

The examination will be conducted in **Two Parts** of 120 minutes duration each.

Part I Mental Ability Test (MAT) comprises of 100 objective type questions

Syllabus

Questions testing verbal and nonverbal, meta-cognitive abilities like reasoning and critical thinking. The questions in the test may be on analogy, classification, numerical series, pattern perception, hidden figure and other similar questions.

In the State as well as National level examination (Stage I & II) four languages i.e. English, Malayalam, Tamil, Kannada can be opted as medium.

Part II Scholastic Aptitude Test (SAT) comprises of 100 objective type questions from Social Science, Science and Mathematics.

Syllabus

- Complete portions of Std IX & portions upto IInd term of Std X of State syllabus for the current academic year for the subjects Science, Social Science, Mathematics
- Complete portions of Std IX & portions upto IInd term of Std X of CBSE syllabus for the current academic year for the subjects Science, Social Science and Mathematics
- Certain portions studied in lower classes which are essential for the proper understanding of the subjects above. The questions will be of higher order involving application and reasoning.

Date of Examination is 17.11.2019

- (i) **Part I:** MAT consists of 100 objective type questions in Social Science, Science subjects & Mathematics.

| | |
|-------------------|---|
| 10 am to 12 Noon | All candidates except disabled candidates |
| 10 am to 12.30 pm | Disabled candidates only |

- (ii) **Part II:** SAT consists of 100 objective type questions.

| | |
|--------------------|---|
| 1.30 pm to 3.30 pm | All candidates except disabled candidates |
| 1.30 pm to 4.00 pm | Disabled candidates only |

For more details visit www.scert.kerala.gov.in

Stage II Examination

National Level Examination (Stage II) include complete syllabus of Std X of CBSE.

The State Council of Educational Research and Training (SCERT), Kerala is organising the State-level National Talent Search Examination for the students of Class X on 17 November, 2019.

Important Instructions to Candidates

Applications are to be submitted only through online mode.

Important Dates

| | |
|---|------------------|
| Opening Date for online Application | 06.09.2019 |
| Last Date for submission of online application | 30.09.2019 5 pm |
| Last Date for Verification of Application by Principal/HM | 05.10.2019: 5 pm |

Instructions for Submitting Online application

- Candidates are required to fill all the required details carefully without making any mistake.
- A valid E-mail ID and Mobile Number is mandatory for the registration of your Online Application. The E-Mail ID and Mobile number should be kept active till the declaration of Stage I result. SCERT will send important information with regard to your application and examination on this registered E-Mail/Mobile number. In case, a candidate does not have a valid personal email ID, he/ she should create his/her own new email ID before filling up the online application.
- After receiving the confirmation of registration on your e-mail / mobile, you may login with the Username and Password.
- After Login, you can fill the details in the online application form
- There is a provision to edit, update and save the application
- Save the details already entered in the online application form
- Before submitting the application form, the candidates should carefully verify the data. After confirmation, editing is not possible. Once submitted, no changes in the application form will be entertained.
- No Online Registration shall be permitted after the closing date
- The online application form involves the following process: Registration/login, personal details, institutional details, family details, uploading of photograph, uploading of other relevant required documents, payment of fee and final submission.
- Before applying online, the candidate will be required to have a soft copy / scanned (digital) image (in JPG/JPEG format) of his/her recent Passport Size Photograph ((Maximum size 60kb, Image Dimension : 150W X 200H px, Image Type: jpg/jpeg format)).
- Relevant certificates like Caste Certificate for SC/ST, OBC (Non -Creamy Layer as per central list, Economically Weaker Section (EWS) certificate from competent authority, Disability Certificate from Medical Board (Each Certificate must be scanned in pdf format and size should not exceed more than 500 KB).
- It is advised that the candidates who completed the application form must proceed to the payment immediately. Payment can be done by using a Credit Card, ATM-Debit Card or Net Banking and UPI No other means of payment will be accepted. After the successful payment, the transaction details will be displayed. The candidates may note down the transaction details. Once the payment is successful, no refund of application fee will be done.

Processing Fees depending on the gateway provided:

| Channel | Amount | Pricing |
|-----------------------|------------------|-------------------------------|
| INB- All Banks | Up to Rs. 500 | Rs.5/- per transaction |
| | Rs. 501& above | Rs.10/- per transaction |
| Debit Card | Up to Rs. 2000 | 0.75% of the trans. amount ** |
| | Rs. 2001 & above | 0.90% of the trans. amount ** |
| | All amounts | 1.20% of the trans. amount |
| Credit Card | Up to Rs. 2000 | 0.25% of the trans. amount |
| | Rs. 2001 & above | 0.65% of the trans. amount |

****Subject to revision as per RBI guidelines: Debit Card & UPI Transactions: up to Rs.2000/- – Nil applicable up to 31.12.2019. For transaction amounts above Rs.2000, the transaction cost shall be borne by the merchant on the whole amount.**

For Debit Card transaction there is no processing fee. For all others processing fee will be charged extra. In case of challan payment also, service charge is levied.

Candidates should have a valid personal e-mail ID and mobile number. it should be kept active during the entire process. All other important communications will be sent on the same registered e-mail ID (Please ensure that email sent to this mailbox is not redirected to your junk/spam folder).

Candidates should take utmost care to furnish the correct details while filling in the online application. You can edit the information ONLY before **CONFIRMATION & SUBMISSION**

Once confirmation is given, it cannot be edited

After **CONFIRMATION** the candidates are advised to keep with them the hard copy of the application and submit one copy to the Principal /HM with original certificate for final approval through schools

Instructions to Principal /HM

The Principal/HM has to login using Sampoorana user ID and password in the link available in SCERT website and have to **VERIFY** the application with the original documents. Only the applications verified by the Principal /HM will be considered.

Do not send the hard copy of the application and certificates to SCERT.

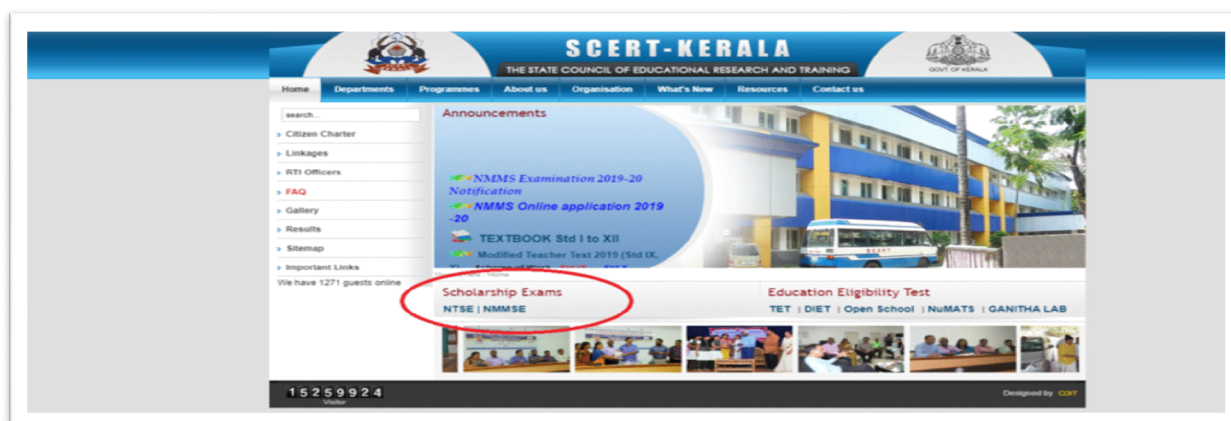
The original application form with relevant documents has to be kept in the safe custody of the head of the institution. The applications with relevant documents should be produced as and when required.

They have to enter their user name and password as well as to get the admit card from SCERT Website.

Visit website www.scert.kerala.gov.in

HOW TO APPLY

- ❖ Enter the SCERT website (www.scert.kerala.gov.in) click NTSE/NMMSE. Go to NTSE Scholarship online applications 2019-20



- ❖ Read the general instructions carefully and for new registration click the NEW REGISTRATION button.

Department of Education
Government of Kerala

NTSE
2019-20

SCERT, KERALA
State Council of Educational Research and Training

Welcome Candidate !!!

Notification NTSE 2019-2020

NEW REGISTRATION
Click here for New Application Submission

Already Registered?
Login Below with details received as email

Username

Password

Login

General Instructions for Submitting Online application

Before starting to fill up the online application, the candidate should keep at hand the following details/documents:

- Relevant certificates like Caste Certificate for SC/ST, OBC (Non -Creamy Layer as per central list) (Click here for format), Economically Weaker Section (EWS) certificate from the competent authority (Click here for format), Disability Certificate from Medical Board (Each Certificate must be scanned in pdf format and size should not exceed more than 500 KB).
- Scanned passport size photograph (Maximum size 60kb, Image Dimension : 150W X 200H px, Image Type: jpg/jpeg format).
- Candidates should have a valid personal e-mail ID, mobile number and Aadhaar Number. It should be kept active during the entire process. All future important communications will be sent in the registered e-mail ID.
- After registering you will receive a Username and Password in your registered email id. Keep this Username and Password for downloading hall ticket and result
- You can login by using your Username and Password
- After Login, you can fill the details in the online application form
- There is a provision to edit, update and save the application
- Save the details already entered in the online application form
- After confirmation, editing is not possible
- No Online Registration shall be permitted after the closing date

All correspondence related to online application process regarding NMMSE shall be made by email to ntsecertkerala@gmail.com For any queries Call: 0471-2346143, 0471-2616361

- ❖ You can see the NTSE scholarship registration form. Fill up the form carefully. After registration you cannot change the data entered. Therefore data entry should be done carefully.
- ❖ Enter Name, Date of birth, Address, email id, Phone number etc. Scan and upload the photo. Click Register button.

Department of Education
Government of Kerala

NTSE
2019-20

SCERT, KERALA
State Council of Educational Research and Training

NTSE Scholarship Registration Form

Scholarship you want to Register? School School type

Candidate Details

Name of Candidate Date of Birth Gender

Aadhaar Number

Address Details

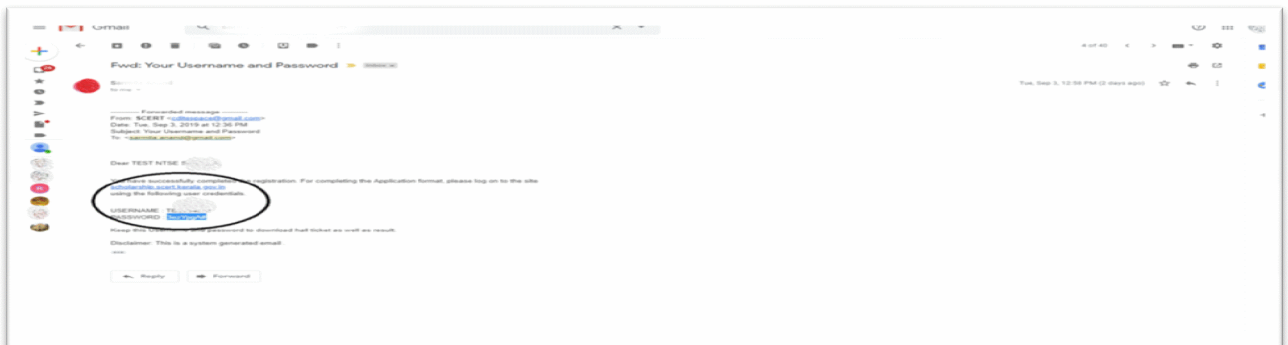
Current Address Permanent Address

Registration Details

Registration Number Date of Registration

Register

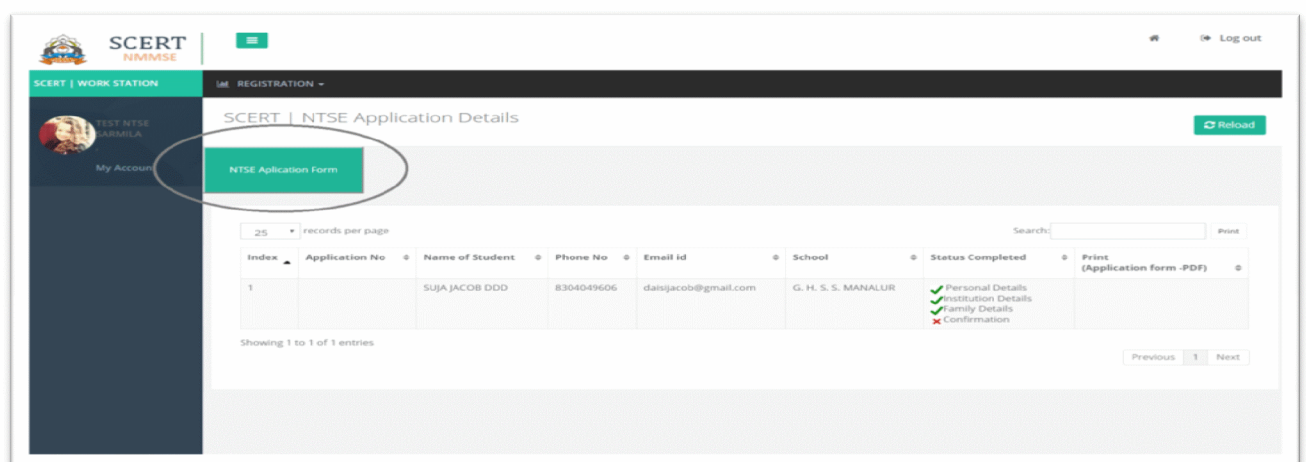
- ❖ You will receive the username and password in the registered email address.



- ❖ You can proceed via the Link in your email or through the SCERT website. Enter the username and password and click Login button



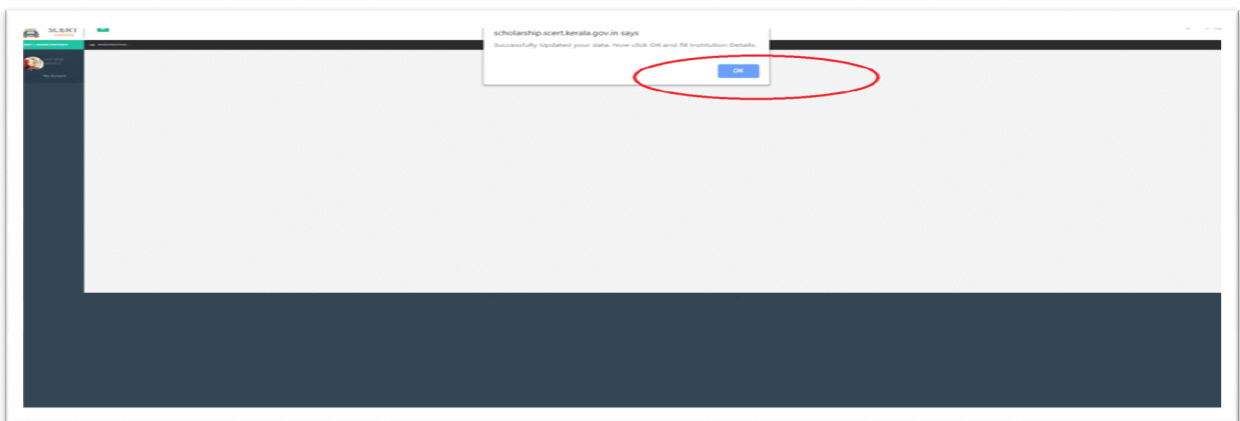
- ❖ Click the button NTSE Application Form/ My Account to proceed to enter the personal details.



- ❖ Here you can see some of the data entered in the registration form. You can edit only Name, Date of birth and Gender. Fill up the remaining data. Upload relevant certificates like caste certificate, Non creamy layer certificate for the OBC category, Economically Weaker Section (EWS) Certificate, Disability certificate from Medical Board as per requirement. Then click Save and Proceed button.

The screenshot shows the 'SCERT | NTSE Application Details' page. The sidebar on the left contains links like 'Home', 'Registration', 'Application Details', 'Institution Details', 'Payment', 'Download', 'Help', and 'Logout'. The main content area displays a form with fields for 'Name', 'Date of Birth', 'Gender', 'Address', 'Contact Information', 'Educational Details', 'Caste Certificate', 'Non-Creamy Layer Certificate', 'EWS Certificate', 'Disability Certificate', and 'Upload Certificate'. A red circle highlights the 'Save and Proceed' button at the bottom left of the form.

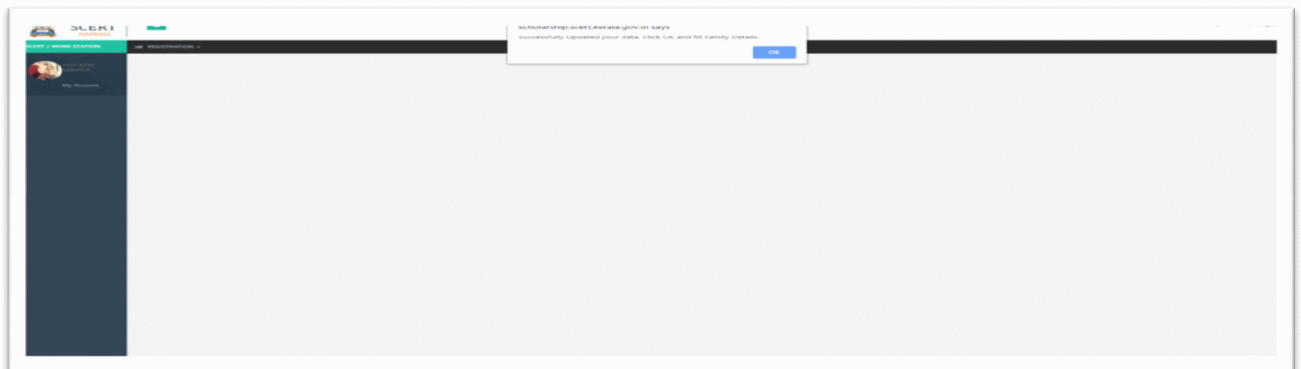
- ❖ Now click OK button and proceed to enter the institutional details.



- ❖ Now after entering institutional details click save and proceed.

The screenshot shows the 'SCERT | NTSE Application Details' page, specifically the 'Institution Details' section. The sidebar on the left contains links like 'Home', 'Registration', 'Application Details', 'Institution Details', 'Payment', 'Download', 'Help', and 'Logout'. The main content area displays a form with fields for 'Institution Name', 'Address', 'Contact Information', 'Educational Details', 'Type of Institution', and 'Medium of Instruction'. A red circle highlights the 'Save and Proceed' button at the bottom left of the form.

- ❖ Now click OK button to enter family details.



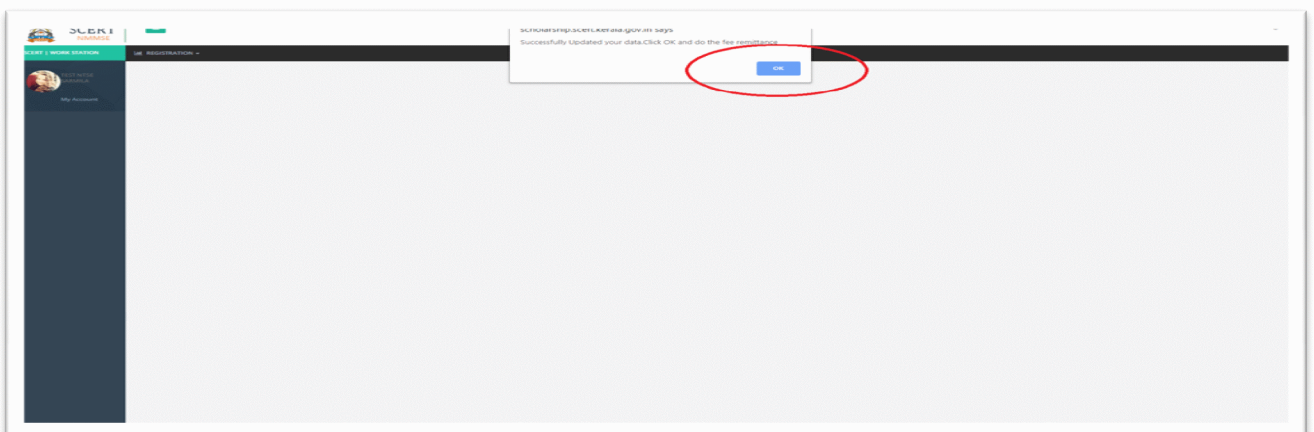
- ❖ Fill up the Family details. After the completion of the Family details click the Save and Proceed button.

A screenshot of the SCERT JNTSE Application Details page. The page title is "SCERT JNTSE Application Details". Below the title is a section titled "Family Details". The form contains the following fields:

- Father's Name: [Text Input]
- Mother's Name: [Text Input]
- Father's Occupation: [Dropdown Menu]
- Mother's Occupation: [Dropdown Menu]
- Father's Education: [Dropdown Menu]
- Mother's Education: [Dropdown Menu]
- Parental Annual Income: [Text Input]
- Number of Family Members: [Text Input]
- Number of Brothers: [Text Input]
- Number of Sisters: [Text Input]

At the bottom left of the form is a green button labeled "Save and Proceed". A red circle is drawn around this button. At the bottom right of the form is a small text link: "Go to the SCERT JNTSE Application Details page".

- ❖ After successful updation of your data, click OK button and do the fee remittance.



- ❖ Click the Proceed to pay button.

The screenshot shows the SCERT NTSE Application Details page. On the left is a sidebar with 'My Account' and a profile picture. The main content area is titled 'SCERT | NTSE Application Details'. Under the 'Payment Details' section, there is a form with 'Amount to Pay' set to 250. A red circle highlights the 'Proceed to pay' button.

- ❖ You entered the PAYMENT Gateway for transaction.

The screenshot shows the SBlePay payment gateway interface. It has a header with logos for Department of Education, Government of Kerala, NMMSE 2019-20, and SCERT, KERALA. The main area is divided into 'Payment Details' on the left and 'Order Summary' on the right. The 'Payment Details' section has tabs for 'Debit/Credit Card' and 'Internet Banking'. The 'Debit/Credit Card' tab is active, showing fields for Card Number, Expiry Date/Valid Thru (Month and Year), and CVV/CVC 4-DIG. Below these is a 'Name of the card holder' field and a 'Pay Now' button. The 'Order Summary' section shows Order No. 861567752156, Merchant Name: SCERT KERALA SCHOLARSHIP, Amount: 1.00, Processing fee: GST, and Total. At the bottom, there are logos for various payment methods.

- ❖ Enter the OTP and click the Make Payment button.

The screenshot shows the SBI payment gateway interface. It has a header with the SBI logo. The main area is titled 'Authenticate Payment'. It shows the Merchant as 'ktetkeralaSBlePay', Transaction Amount as '₹ 1.00', and SBI Debit Card as 'xxxx xxxx xxxx 0345'. Below this, it says 'OTP sent to your mobile number ending 3882'. There is a text input field for 'Enter One Time Password (OTP)' and a 'Make Payment' button. Below the input field is a link 'Resend OTP' and a link 'Click here to abort transaction and go back to merchant site'. At the bottom, there is a 'PCI DSS Certified' logo and an 'Important' note: 'To activate your SBI debit card for online transactions (if you are a new SBI customer or haven't transacted online after June 01, 2015), please send an sms SWON<space>ECOM<space>XXXX to 09223966666 (where XXXX is the last 4 digits of your SBI Debit Card) from your registered mobile number.'

- ❖ Now you can see the Preview of the application form in which bank reference number and date of remittance is noted. Check the entered data. If you need to edit the data you can go back and do the same. If not put a tick✓ mark in the square. Then click the Confirm & Submit button.

SCERT | NTSE Application Details

Payment Details

Your payment of INR Rs 1 towards NTSE application fee for SCERT has been successfully completed with Bank Reference Number 2101460408213 on 09/09/2019 17:25:05

Preview of Application Details of NTSE 2019-2020

| | |
|---|--|
| Name of Candidate | AASHMY SHIBI |
| Date of Birth | 05-11-2006 |
| Gender | |
| Photo | |
| Postal Address for Correspondence | PERUMBIL HOUSE ORAPPANPARA KANNARA P O |
| PIN Code | 690652 |
| District & State | Madurai-Tamilnadu |
| Phone Number (Residence) | 044-1234569 |
| Mobile Number | 9447920776 |
| Email address | aashmyshibi146@gmail.com |
| Aadhaar No./UID of the Candidate | 00834008448 |
| Area in which your residence is located | Rural |
| Religion | Hindu |
| Category | SC |
| Class | 8 |
| Disability Status of the Candidate | Yes (Deaf and Hard of Hearing) |
| Name and Address of Institution | St Clare's C. G. H. S. S Thrissur (2049) |
| Contact Number of School | Bishop Palace Road |
| Syllabus of Institution | Others |
| Medium of examination | English |
| Type of Institution | Kendriya Vidyalaya |
| Educational District | Thrissur |
| Name of Father | J.L.L |
| Father's Education | No Formal Education |
| Father's Occupation | Professional |
| Name of Mother | K.J.N |
| Mother's Education | No Formal Education |
| Mother's Occupation | Professional |
| Annual Income | 0 |
| Reference Number | 2101460408213 |
| Amount | 1 |

I do hereby declare that the information is correct and complete to the best of my knowledge and belief. In case any of the above information is found to be false or untrue or misleading or misrepresenting, I am aware that I may be held liable for it.

SUBMIT APPLICATION

Close

- ❖ You can see the status of the application submitted in this window.

SCERT | WORK STATION **REGISTRATION**

SCERT | NTSE Application Details **Reload**


25 records per page Search: Print

| Index | Application No | Name of Student | Phone No | Email id | School | Status Completed | Print (Application form - PDF) |
|-------|----------------|-----------------|------------|--------------------------|-----------------------------------|---|--|
| 1 | 500003 | AASHMY SHIBI | 8547820776 | aashmyshibi146@gmail.com | St Clare's C. G. H. S. S Thrissur | ✓ Personal Details ✓ Institution Details ✓ Family Details ✓ Confirmation | Take Printout and submit to HM/Principal |

Showing 1 to 1 of 1 entries

Previous 1 Next

- ❖ Take the print out and submit to Principal/HM for verification. After taking print of the application do logout each time.

| Application Details of NTSE 2019-2020 | |
|---|---|
| Personal Details | |
| Application No | 500006 |
| Name of Candidate | MITHUN |
| Date of Birth | 19-01-2008 |
| Gender | Male |
| Photo |  |
| Postal Address for Correspondence : | R-104 LOYID APARTMENT ADAYAR CHENNAI |
| PIN Code | 655555 |
| District & State | Chennai-Tamilnadu |
| Phone Number(Residence) | - |
| Mobile Number | 6556565656 |
| Email address | ntsescertkerala@gmail.com |
| Aadhaar No/UID of the Candidate | 558455454545 |
| Area in which your residence is located | Rural |
| Religion | Islam |
| Category | ST |
| Class | 8 |
| Disability Status of the Candidate | Yes [autism,intellectual disability,specific learning disability] |
| Institution Details | |
| Name and Address of Institution | Bishop Moore E M H S S Kallumala(36029) Akkattukara, Mavelikkara |
| Contact Number of School | |
| Syllabus of Institution | Others |
| Medium of examination | English |
| Type of Institution | Private Recognised |
| Educational District | Mavelikkara |
| Family Details | |
| Name of Father | RAGHAVAN |
| Father's Education | Up to Primary |
| Father's Occupation | Executive and Managerial |
| Name of Mother | SHEELA |
| Mother's Education | Up to Primary |
| Mother's Occupation | Executive and Managerial |
| Annual Income Range | 200001 - 300000 |
| Declaration | |
| I declare that the entries in the form are true. | |
| Date | Signature of the Student |
| To be filled by the Head Master/Principal | |
| <p>Certified that:</p> <p>(1) Master/Miss..... is a regular student of this School/Institution and he/she has secured% marks/... Grade in the class IX Annual Examination, i. e., when he/she was promoted from class IX to Class X.</p> <p>(2) The particulars given by him/her in the Application Form have been verified and found in order.</p> <p>(3) Master/Miss..... belongs to Scheduled Caste/Scheduled Tribe category as per the records maintained in the Institution.(to be filled for SC/ST candidates only)</p> <p>(5) The candidate's disability certificate/Income and asset certificate(EWS)/Non-creamy layer certificate is verified with original document.</p> <p>(Strike out whichever is not applicable)</p> | |
| | Signature of Head Master/Principal with seal |

- ❖ Keep the username and password for downloading hall ticket and to know the result.

**DIRECTOR
SCERT KERALA**