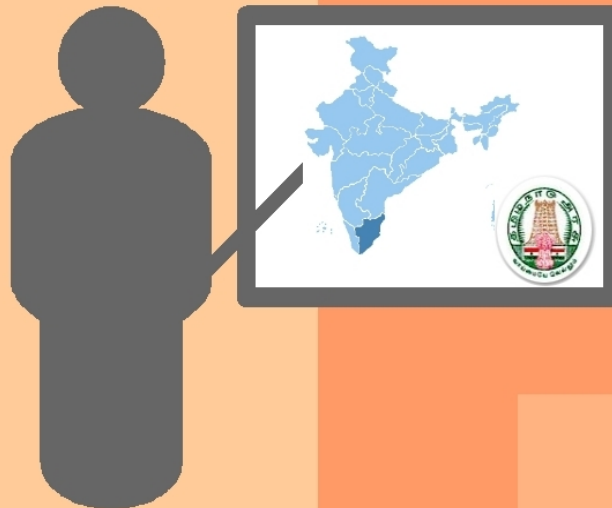


e-District

BC and MBC Scholarship



USER MANUAL
for
INSTITUTIONS
Version 1.0

October 2009



USER MANUAL for Institutions

Amendment Log

Version Number	Date	Brief Description	Sections Changed
1.0	16 Oct 2009	1 st Release	

No Part of this document shall be reproduced without prior permission of Director General, National Informatics Centre

© 2007, NATIONAL INFORMATICS CENTRE, DEPARTMENT OF INFORMATION TECHNOLOGY
MINISTRY OF COMMUNICATIONS AND INFORMATION TECHNOLOGY
TAMILNADU STATE CENTRE, CHENNAI

Prepared by: **Ms Bala Srinivas, Principal Systems Analyst**
Sh Arunkumar Jambunathan, Technical Director
Sh Shankar . J, Technical Director

Reviewed by: **Sh V S Raghunathan, Senior Technical Director**
Approved by: **Sh P.K.Prasad , State Informatics Officer**

CONTENTS

Description	Page Number
1. <u>Introduction</u> -----	04
1.1. Users Prerequisite	
1.2. Purpose of the document	
1.3. Document Organization	
1.4. References	
1.5. Problem Reporting	
2. <u>About the Product</u> -----	05
2.1. Objective	
2.2. Features	
2.3. Security	
3. <u>Hardware and Software Requirements</u> -----	05
4. <u>Common Operating Guidelines</u> -----	06
5. Specific Operating Guidelines	
<u>How to begin</u> -----	06
User - Institution Office Staff	
<u>Office Staff -User Login</u> -----	07
<u>Student Scholarship Registration</u> -----	09
<u>Edit Student registration Details</u> -----	12
<u>Print Scholarship Applications</u> -----	13
<u>Despatch Scholarship Applications</u> -----	17
<u>View Application Status</u> -----	19
<u>Scholarship Amount Disbursement</u> -----	21
<u>Refund Amount to DBCW Officer</u> -----	27
<u>Update Institution Details</u> -----	31
<u>Office Staff -User Log out</u> -----	34
User - Head of the Institution	
<u>Head of Institution -User Login</u> -----	35
<u>Submit Scholarship applications</u> -----	36
<u>Head Of Institution -User Logout</u> -----	40
6. <u>Sitemap Reference Sheet</u> -----	42

1. Introduction

1.1 Users Prerequisite

All the computer users must have basic computer knowledge. He/She should have enough experience in using the mouse, keyboard, printer and other essential peripheral devices. In addition to that the user should be familiar with browsers.

1.2 Purpose of the Document

The purpose of the document is to give a complete idea of the software to the user. On going through this manual, the user can acquire adequate knowledge about the software and perform its functions to the full extent.

1.3 Document Organization

Documents are prepared as per, NIC-QMS standards.

1.4. References

Functional Specification Requirement – Scholarships BC & MBC Welfare Department

Minutes of the meetings chaired by Commissioner, BC & MBC Welfare Department.

1.5. Problem Reporting

*Any problem related to policy, change requirements may be reported to

Commissioner, BC and MBC Welfare Department

E-mail : dir-bcmw@tn.nic.in

Phone : 044 – 28511124

*Any problem in the software may be reported to

**State Information Officer, National Informatics Centre,
Tamil Nadu State Centre, Chennai.**

E-mail : sio@tn.nic.in

Phone : 044 - 24902580

2.About the Product

2.1 Objective

- The BC and MBC Welfare department has been empowered with disbursing the scholarship to eligible students of BC and MBC community.
- The students from different institutions apply for scholarship and the district officer of BC and MBC department sanctions these scholarships. The Department at the state maintains, keep tracks and sanctions fund.
- The objective is to design a web application as a part of the e-District portal for the entire processing of BC and MBC scholarship applications in workflow model. The different types of scholarship schemes covered are Post-Matric and Free-Education.

2.2. Features

- Brings in transparency by enabling the students to view the status of their application online.
- Enables the higher officials at the state to view the MIS reports.
- All the Master creation and scholarship rates are maintained at state-level and hence controlled centrally.
- All the applications are scrutinized at district-level and records of all the workflow are maintained by the system for any future reference or auditing purposes.

2.3. Security

- Username and Password verification. Password is encrypted.
- Permissions and Privileges based on the role.

3.Hardware and Software Requirements

- Desktop PC System with any Operating System
- SWAN / Internet Connection
- Printer

- Web Browser
- Anti-virus Software

4. Common Operating Guidelines

- > Utmost secrecy should be maintained for the login Password.
- > Change the password frequently (preferably every month).
- > After login, if any menu is not visible, it indicates that you are not having the right for using that.
- > Read the error messages or warnings carefully and do as per the directions.
- > All systems should be maintained with latest Anti-Virus software.
- > Computers need dust free environment for better performance.

5. Specific Operating Guidelines

How to Begin :

Open the browser.

Enter the web site address as : <http://edistrict.tn.nic.in> in your browser and press 'enter key' to work on BC & MBC Scholarship System.

The following screen appears :

Welcome! Index | Tamil Nadu e-District - Windows Internet Explorer

http://164.100.167.39/edistricttest/

File Edit View Favorites Tools Help

Yahool Search

Welcome! Index | Tamil Nadu e-District

Tamil Nadu e-District

A Citizen - Centric Portal

Home | Status | **Scholarships** | Grievances | Utility | Departments | Contact Us | Login to TamilNadu e-District

Welcome to TamilNadu e-District

e-district is a State Mission Mode Project under the National e-Governance Plan of DIT Government of India. The Government of TamilNadu (GoTN) has envisaged the e-District project in bringing out the automation of workflow and internal processes of District Administration with the possibility of seamless integration of various departments for providing services to citizens any time and anywhere.

Features of e-District Project

- The project aims to target high volume services currently not covered by any MMP under NeGP and undertake backend computerization to e-enable the delivery of these services through Common Service Centers.
- Leverage the infrastructure facility provided under NeGP such as TNSWAN, SDC and CSC.
- Services in the district that are delivered from Collectorate, RDO and taluk level would be brought under the ambit of e-District.
- Departments and their contemplated services will be identified and approved by State Government. DIT defined a core list of services that have been included like Certificates, Public Grievances & Right to Information.

On clicking the "Scholarship", the following screen would appear where the authentication details to gain access to the system have to be provided. (ie. The login id and the password.)

http://164.100.167.39/edistricttest/admin/mainMenu.html

Start | Google Talk | E:\e-district | INSTITUTION.doc - M... | Welcome! Index I ... | 11:39 AM

User : Institution Office Staff

LOGIN :



This is the first screen to start your operations.

Type the login user name and the password already provided.

Change the default password after logging in using the **“Change Password”** menu.

On entering the user name and password correctly, a welcome page will be displayed enabling you to proceed with your work.

If you type any incorrect username or incorrect password the system will not allow. You to enter into the secured web pages and prompt you to re-enter the valid user name and password.

This login process prevents the unauthorized persons from accessing the individual Institutional specific data and ensures that the user getting access to the data is an authorized institutional user.

Don't share the username and password provided to your institution with any other users from other institutions or with any unauthorized persons in your institutions.



Shown above is the welcome page.

The functions that you would be required to perform as an Institutional Office Staff are

1. Registering Students for Scholarship
2. Printing & Despatching Scholarship applications to DBCW Office
3. Disbursing the Scholarship amount to the students

4. Refunding the amount (if any) to the DBCW Office.

You are provided with the following menu items in order to perform the above functions.

- Scholarship – to register student & despatch to DBCW Officer.
- Status - to display batch-wise status of applications.
- Scholarship Disbursement – to disburse cheque/cash to students.
- Refund – to refund the not-disbursed amount to DBCW Officer.
- Update Institution Details – to update institution details.
- Change Password – to change the given password.

Click on “Scholarship” as shown in the above web page to register the students.

Scholarship

Tamil Nadu e-District
A Citizen - Centric Portal

Scholarship | Status | Scholarship Disbursement | Refund | Update Institution Details | Change Password | 24001office [logout]

Welcome Govt. Arts College, Madurai

Scholarship
Application form for Scholarship Scheme

INSTITUTE NAME: GOVT.ARTS COLLEGE MELUR

Scholarship *

Course *

Year *

Academic Year Student Ref. No. (Given by Institution)*

Name of the Applicant *

Parent / Guardian Name *

Date of Birth (dd-mm-yyyy) * Gender *

Religion * Caste *

Community *

Annual Family Income *

First Graduate in Family Yes No

Email Mobile No.

The "Scholarship" menu facilitates you to carry out the following functions.

- Student Registration- to register the student details
- Edit Student registration Details
- Update/Print Despatch Detail – to carryout the despatch activity.

Registering a Student for Scholarship : (After receiving the filled-in application from the student)

You have to register the students who have applied for scholarship. This student registration process is done using the above shown web page by clicking '**Student Registration**'.

Fill in the Student Scholarship application form displayed above .

The fields marked as * are mandatory fields, you have to necessarily fill all these fields.

Select Scholarship scheme type for which the student is applicable using combo box provided. The Scholarship type can be "Free Education – Degree", or "Post Matric".

Select Course that the student is studying using the combo box provided by clicking the downward arrow.

Select the Year combo box to specify which year the student is studying.
By default the Academic year field is the current academic year.

Type the Student Reference number (student-ID number) given by the institution.

Type the Student name and student's parent/guardian name in the column provided.

Type the Date of Birth of the student or select using the date selector icon provided at the side of the Date

of Birth column.

Select the Gender of the student using combo box, which can be “Male” or “Female” by clicking the downward arrow.

Select the religion, community and caste of the student using the combo boxes provided by clicking the downward arrow.

Type the annual family income of the Student's family.

Choose whether the student is the “First Graduate in the Family” or not , using “Yes” or “No” option provided.

Religion * Hindu

Community * Backward Class Caste * Nadar

Annual Family Income * 75000

First Graduate in Family Yes No

Email sivakumar@gmail.com Mobile No. 999123456

Address for Correspondence * 12,2nd Cross St,Rajaji salai

Permanent Address * Same as Correspondence Address 12,2nd Cross St,Rajaji salai

District * Madurai District * Madurai

Taluk * Melur Taluk * Melur

Pincode * 623645 Pincode * 623645

Hosteller * Yes No

If Yes Paid Hostel Free Hostel

Hostel Name Mens Hostel I

Date of Joining 30-09-2009

Date of Leaving 30-04-2010

Designed & Hosted By: National Informatics Centre, Chennai.

Type the email id of the student in the “Email” text box provided.

Type the mobile number of the student in the “Mobile No.” text box provided.
Selecting before saving may also modify each field entry.

Type the student's address of correspondence in the text area provided.

If the student's “Address of Correspondence” and “Permanent Address” are same, then select the “Same as Correspondence” check box else Type the student's Permanent address in the text area provided.

Select the student's district, taluk for both Address of Correspondence and Permanent address. Type “Pin code” for both addresses.

Choose whether the student is Hosteller or not using “Yes” or “No” option against “Hosteller” field. If the student is Hosteller, Choose whether he/she is in paid hostel or free hostel using “Paid Hostel” or “Free Hostel” option. Select the Hostel name using the Drop-down box provided.

Type the Date on which the student had joined the Hostel in the “Date of Joining” text field.
Type the default value, i.e. the date on which the hostel closes for that academic year, say, “30-04-2010”,

here, in “Date of Leaving” field or the date on which the student leaves the hostel in the “Date of Leaving” field provided.

After entering all the details, Click “**Save**” button to save the details entered by you.

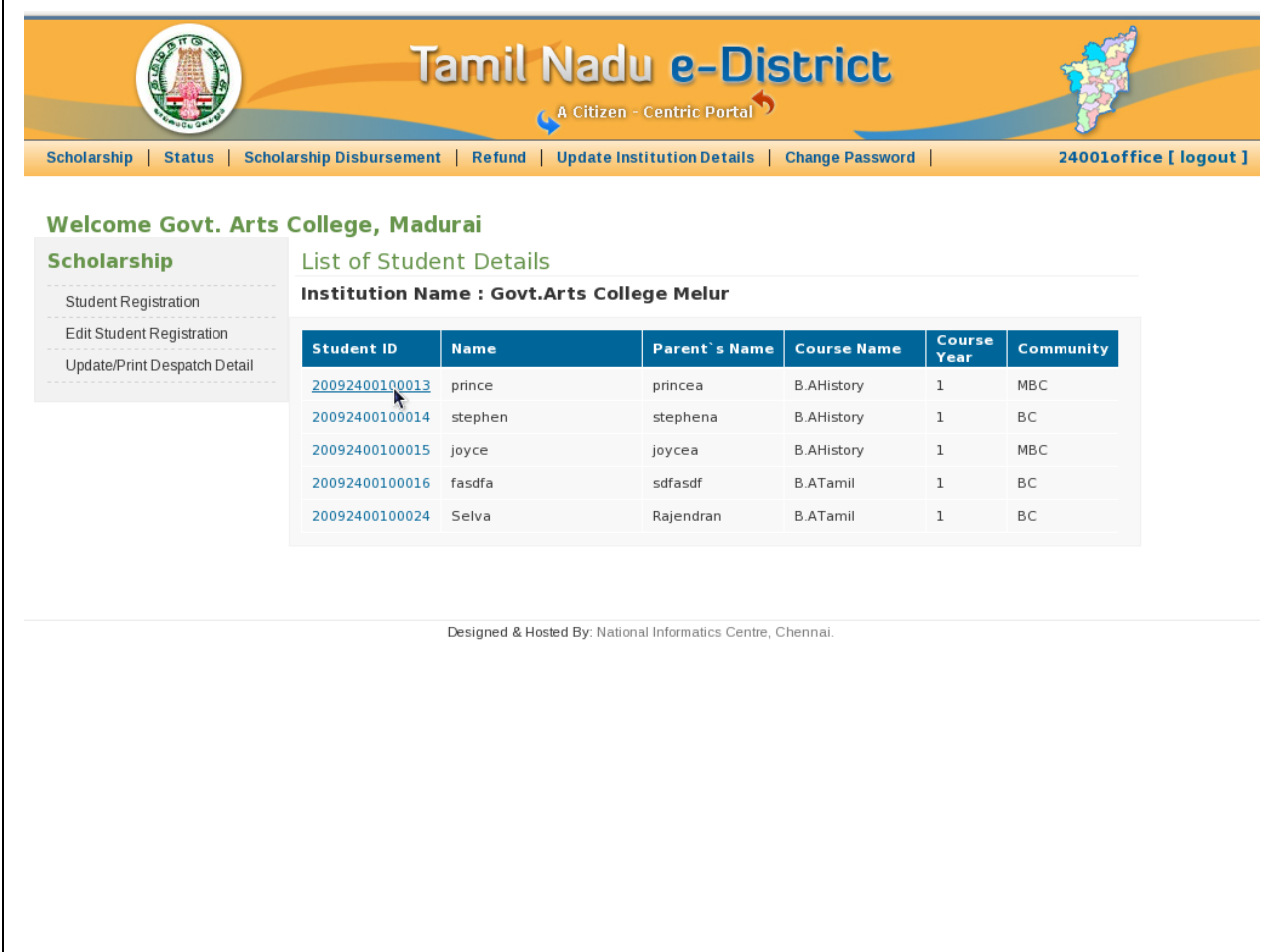


The screenshot displays the Tamil Nadu e-District portal interface. At the top, there is a header with the Tamil Nadu state emblem on the left, the text "Tamil Nadu e-District" in the center, and "A Citizen - Centric Portal" below it. To the right of the header is a map of Tamil Nadu. Below the header is a navigation menu with links: "Scholarship", "Status", "Scholarship Disbursement", "Refund", "Update Institution Details", "Change Password", and "24001office [logout]". The main content area features a "Welcome Govt. Arts College, Madurai" message. Underneath, there is a "Scholarship" section with a list of options: "Student Registration", "Edit Student Registration", and "Update/Print Despatch Detail". A confirmation dialog box is overlaid on the page, titled "The page at http://localhost:8081 says:". The dialog contains a warning icon and the text "Student details has been Stored. Student ID : 20092400100013". An "OK" button is visible at the bottom right of the dialog.

A confirmation message will be shown to you along with a newly generated student id.

This “**Student Id**” is used for tracking individual student scholarship application.

The format of student id generated will be combination of the current year followed by district code followed by institution code followed by auto-generated serial number.

Edit Student registration Details :


Tamil Nadu e-District
A Citizen - Centric Portal

Scholarship | Status | Scholarship Disbursement | Refund | Update Institution Details | Change Password | 24001office [logout]

Welcome Govt. Arts College, Madurai

Scholarship

- Student Registration
- Edit Student Registration
- Update/Print Despatch Detail

List of Student Details

Institution Name : Govt.Arts College Melur

Student ID	Name	Parent's Name	Course Name	Course Year	Community
20092400100013	prince	princea	B.AHistory	1	MBC
20092400100014	stephen	stephena	B.AHistory	1	BC
20092400100015	joyce	joycea	B.AHistory	1	MBC
20092400100016	fasdfa	sdfasdf	B.ATamil	1	BC
20092400100024	Selva	Rajendran	B.ATamil	1	BC

Designed & Hosted By: National Informatics Centre, Chennai.

The details of the applications entered can be *corrected whenever needed by clicking the 'Edit Student Registration'. The list of students whose details have been entered and not submitted to the DBCW are listed as shown in the picture. Click on the "student id" whose details need to be corrected. All the details of the student that have already been entered are displayed. Corrections can be made now wherever required and click 'Save' to record the corrections.

* This can be done till the applications are submitted by the Head Of the Institution. After submission by Head of the Institution the details will not be available for any correction.

Tamil Nadu e-District
A Citizen - Centric Portal

Scholarship | Status | Scholarship Disbursement | Refund | Update Institution Details | Change Password | 24001office [logout]

Welcome Govt. Arts College, Madurai

Scholarship

Student Registration
[Edit Student Registration](#)
 Update/Print Despatch Detail

Application form for Scholarship Scheme

INSTITUTE NAME: GOVT.ARTS COLLEGE MELUR

Scholarship *

Course *

Year *

Academic Year Student Ref. No. (Given by Institution)*

Name of the Applicant *

Parent / Guardian Name *

Date of Birth (dd-mm-yyyy) * Gender *

Religion *

Community * Caste *

Annual Family Income *

First Graduate in Family Yes No

Email Mobile No

Click **“Update / Print Despatch Detail”** to print the scholarship applications details. The copies are to be despatched to the DBCW Office.





The screenshot displays the Tamil Nadu e-District portal interface. At the top, there is a navigation menu with links for Scholarship, Status, Scholarship Disbursement, Refund, Update Institution Details, and Change Password. A user is logged in as '24001office'. The main content area shows a welcome message for American College, Madurai, and a summary of scholarship applications received. The institute name is 'Govt.Arts College Melur'. A table lists the application details for batch number 20090001, showing 4 students, an amount claimed of 3880.00, and a submitted date of 30-09-2009. A 'Back' button is visible below the table. The footer of the page states 'Designed & Hosted By: National Informatics Centre, Chennai.'

Batch No.	No. of Students	Amount Claimed	Submitted Date	Despatched Date
20090001	4	3880.00	30-09-2009	

The applications that have been submitted by the Head of the Institution but yet to be submitted to the DBCW Office in batches are listed here with the following details

- Batch Number
- Number of Students
- Amount Claimed
- Submitted Date and
- Despatched Date.

Click a batch number, “**20090001**” here, to view individual applications to print.


Tamil Nadu e-District


A Citizen - Centric Portal

Scholarship | Status | Scholarship Disbursement | Refund | Update Institution Details | Change Password
24001office [logout]

Welcome American College, Madurai

Scholarship Applications

Institution Name : Govt.Arts College Melur

Batch Number : 20090001

Student ID	Name	Comm	Annual Family Income	Hostel	Date of Joining	Tuition Fee	Special Fee	Book Money	Other Comp Fee	Boarding & Lodging	Exam Fee	Total
20092400100017	Sivakumar	BC	75000.00	Y	30-09-2009	0.00	535.00	120.00	0.00	70.00	600.00	1325.00
20092400100018	Ramachander	BC	120000.00	Y	14-07-2009	0.00	535.00	0.00	0.00	0.00	600.00	1135.00
20092400100019	Vignesh	BC	75000.00	Y	12-07-2009	0.00	0.00	120.00	0.00	100.00	600.00	820.00
20092400100020	Rajaraman	BC	120000.00	Y	12-07-2009	0.00	0.00	0.00	0.00	0.00	600.00	600.00
Grand Total						0.00	1070.00	240.00	0.00	170.00	2400.00	3880.00

Print Date : 30-09-2009

Despatch Date *

Designed & Hosted By: National Informatics Centre, Chennai.

When you click the batch number “20090001”, the list of all individual scholarship applications in that batch are shown as displayed above with the following details.

- Student ID
- Name of the Student
- Community of the Student
- Annual Family Income of the Student
- Hostel detail – “Y” stating Yes – Hosteller, “N” stating No – He/She is not Hosteller
- Date of Joining in Hostel
- Tuition Fee
- Special Fee
- Book Money
- Other Compulsory Fee
- Boarding & Lodging Fee

- Exam Fee and
- Total amount claimed by each student.

Click “**Print**” to print the above details as shown in the following picture.

From
Govt.Arts College Melur,
Madurai

To
DBCW Officer
Madurai

Sir,

Sub: Scholarship Applications
Herewith forwarding the following applications for sanction of scholarship.


Institution Name : Govt.Arts College Melur
Batch Number : 20090001

Stud. ID	Student Name	Comm	Book Money	Spl. Fee	Tut. Fee	Comp. Fee	B & L Fee	Exam Fee	Total
20092400100017	Sivakumar	BC	120.00	535.00	0.00	0.00	70.00	600.00	1325.00
20092400100018	Ramachander	BC	0.00	535.00	0.00	0.00	0.00	600.00	1135.00
20092400100019	Vignesh	BC	120.00	0.00	0.00	0.00	100.00	600.00	820.00
20092400100020	Rajaraman	BC	0.00	0.00	0.00	0.00	0.00	600.00	600.00
			240.00	1070.00	0.00	0.00	170.00	2400.00	3880.00

When you clicked “**Print**” button in previous page, then the above letter addressed to the DBCW Officer is auto generated and printed. This letter contains the Institution name, batch number and the student details forwarded in that batch.


All these printed copies are to be despatched to the DBCW office. The date on which they are despatched has to be entered and saved as shown below .

Note: Report showing the list of applications submitted showing the students details and Student ID number need to be printed and displayed in the institutes' notice board. The students can note down their ID number which they can use to view the status of their application at any time).



Tamil Nadu e-District

A Citizen - Centric Portal



Scholarship | Status | Scholarship Disbursement | Refund | Update Institution Details | Change Password
24001office [logout]

Welcome American College, Madurai

Scholarship Applications

Institution Name : Govt.Arts College Melur

Batch Number : 20090001

Student ID	Name	Comm	Annual Family Income	Hostel	Date of Joining	Tuition Fee	Special Fee	Book Money	Other Comp Fee	Boarding & Lodging	Exam Fee	Total
20092400100017	Sivakumar	BC	75000.00	Y	30-09-2009	0.00	535.00	120.00	0.00	70.00	600.00	1325.00
20092400100018	Ramachander	BC	120000.00	Y	14-07-2009	0.00	535.00	0.00	0.00	0.00	600.00	1135.00
20092400100019	Vignesh	BC	75000.00	Y	12-07-2009	0.00	0.00	120.00	0.00	100.00	600.00	820.00
20092400100020	Rajaraman	BC	120000.00	Y	12-07-2009	0.00	0.00	0.00	0.00	0.00	600.00	600.00
Grand Total						0.00	1070.00	240.00	0.00	170.00	2400.00	3880.00

Print Date : 30-09-2009


Despatch Date *

30-09-2009

Designed & Hosted By: National Informatics Centre, Chennai.


- Enter the Despatch date and
- Click “**Submit**” button.

This records the date on which the applications were despatched to the DBCW Office.



Tamil Nadu e-District

A Citizen - Centric Portal



Scholarship | Status | Scholarship Disbursement | Refund | Update Institution Details | Change Password
24001office [logout]

Welcome American College, Madurai

Scholarship Applications

Institution Name : Govt.Arts College Melur

Batch Number : 20090001

Student ID	Name	Comm	Annual Family Income	Hostel	Date of Joining	Tuition Fee	Special Fee	Book Money	Other Comp Fee	Boarding & Lodging	Exam Fee	Total
20092400100017	Sivakumar	BC	75000.00	Y	30-09-2009	0.00	535.00	120.00	0.00	70.00	600.00	1325.00
20092400100018	Ramachander	BC	120000.00	Y	14-07-2009	0.00	535.00	0.00	0.00	0.00	600.00	1135.00
20092400100019	Vignesh	BC	75000.00	Y	12-07-2009	0.00	0.00	120.00	0.00	100.00	600.00	820.00
20092400100020	Rajaraman	BC	120000.00	Y	12-07-2009	0.00	0.00	0.00	0.00	0.00	600.00	600.00
Grand Total						0.00	1070.00	240.00	0.00	170.00	2400.00	3880.00

Print Date : 30-09-2009
Despatch Date : 30-09-2009

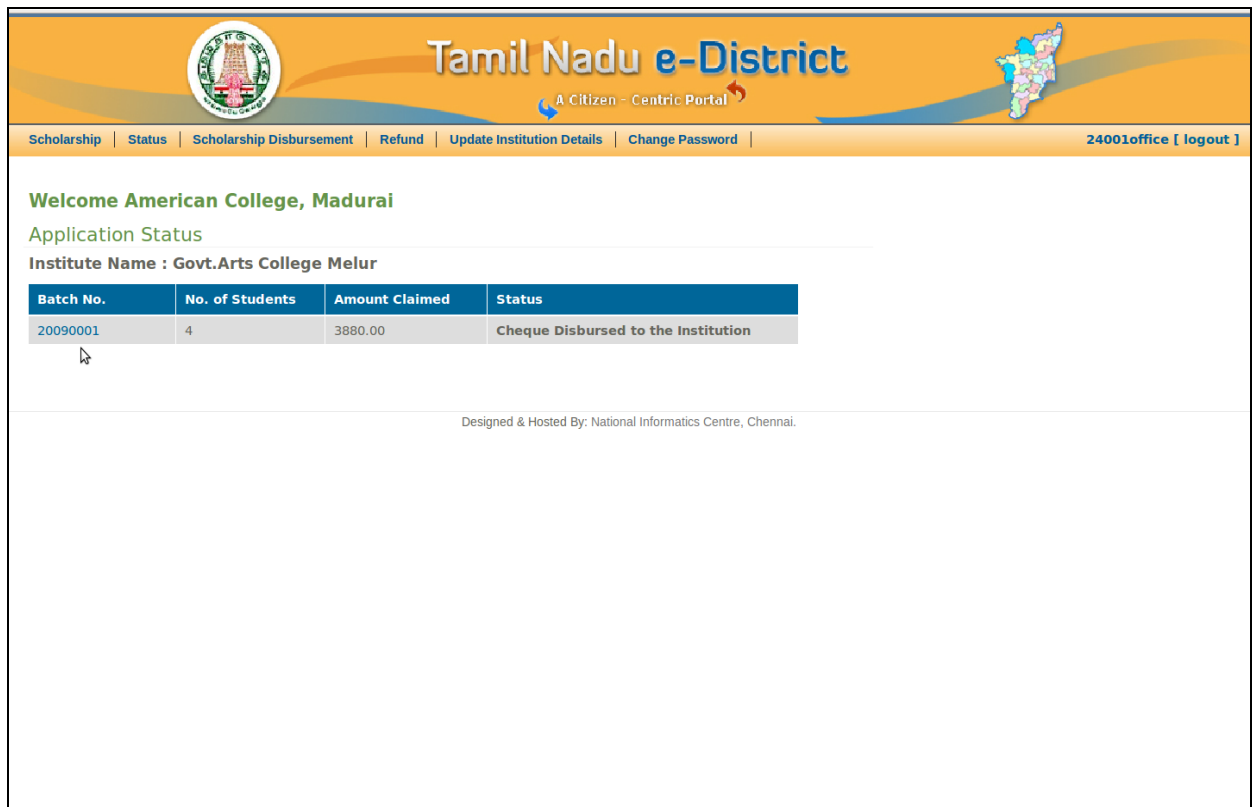
Designed & Hosted By: National Informatics Centre, Chennai.

The complete list of students and fees break-up for the selected batch number is listed with print date and despatch date for your reference.

The print date and despatch date of the scholarship applications are shown here.



Click **“Status”** to view the current status of the applications.



The screenshot shows the Tamil Nadu e-District portal interface. At the top, there is a navigation bar with the following links: Scholarship, Status, Scholarship Disbursement, Refund, Update Institution Details, and Change Password. The user is logged in as 24001office. The main content area displays a welcome message for American College, Madurai, and the application status. The institute name is Govt.Arts College Melur. A table shows the application details:

Batch No.	No. of Students	Amount Claimed	Status
20090001	4	3880.00	Cheque Disbursed to the Institution


Designed & Hosted By: National Informatics Centre, Chennai.

You may check the status of the applied batch as and when required.

When the status is **“Cheque Disbursed to the Institution”** meaning that the Batch has been processed and sanctioned by the DBCW officer and the Cheque has been despatched to your Institution, then you can proceed with disbursing the cheques to the students.

The above web page displays the status of a batch, say “20090001”, as **“Cheque disbursed to the Institution”**, which means that a batch of applications has been sanctioned and the scholarship amount has been sent to the Institution.

Click on the batch number “20090001” to view detailed status.



The screenshot shows the Tamil Nadu e-District portal. The header includes the state emblem and the text "Tamil Nadu e-District" with the tagline "A Citizen - Centric Portal". The navigation menu contains links for Scholarship, Status, Scholarship Disbursement, Refund, Update Institution Details, and Change Password. The user is logged in as "24001office".

The main content area displays a welcome message for American College, Madurai, and the application status for the batch number 20090001 at Govt. Arts College Melur. A table lists the following student details:

Student Id	Student Name	Course	Course Year	Status	Remarks
20092400100017	Sivakumar	B.A Tamil	1	Approved by DBCW officer	
20092400100018	Ramachander	B.A Tamil	1	Approved by DBCW officer	
20092400100019	Vignesh	M.A History	1	Approved by DBCW officer	
20092400100020	Rajaraman	M.A History	1	Rejected by DBCW officer. Reason: Invalid Fee Details	Invalid Fee Details

At the bottom of the page, it is noted that the portal is "Designed & Hosted By: National Informatics Centre, Chennai."

When you click the batch number, say “20090001” in the previous page, the individual student’s status in that batch is displayed as show above.

The status clearly indicates whether the scholarship amount is sanctioned or application rejected for every student.

Click on “**Scholarship Disbursement**” to disburse the amount to the students.

Tamil Nadu e-District
A Citizen - Centric Portal

Scholarship | Status | Scholarship Disbursement | Refund | Update Institution Details | Change Password | 24001office [logout]

Welcome American College, Madurai
Scholarship Disbursement to Students
Institute Name : Govt.Arts College Melur

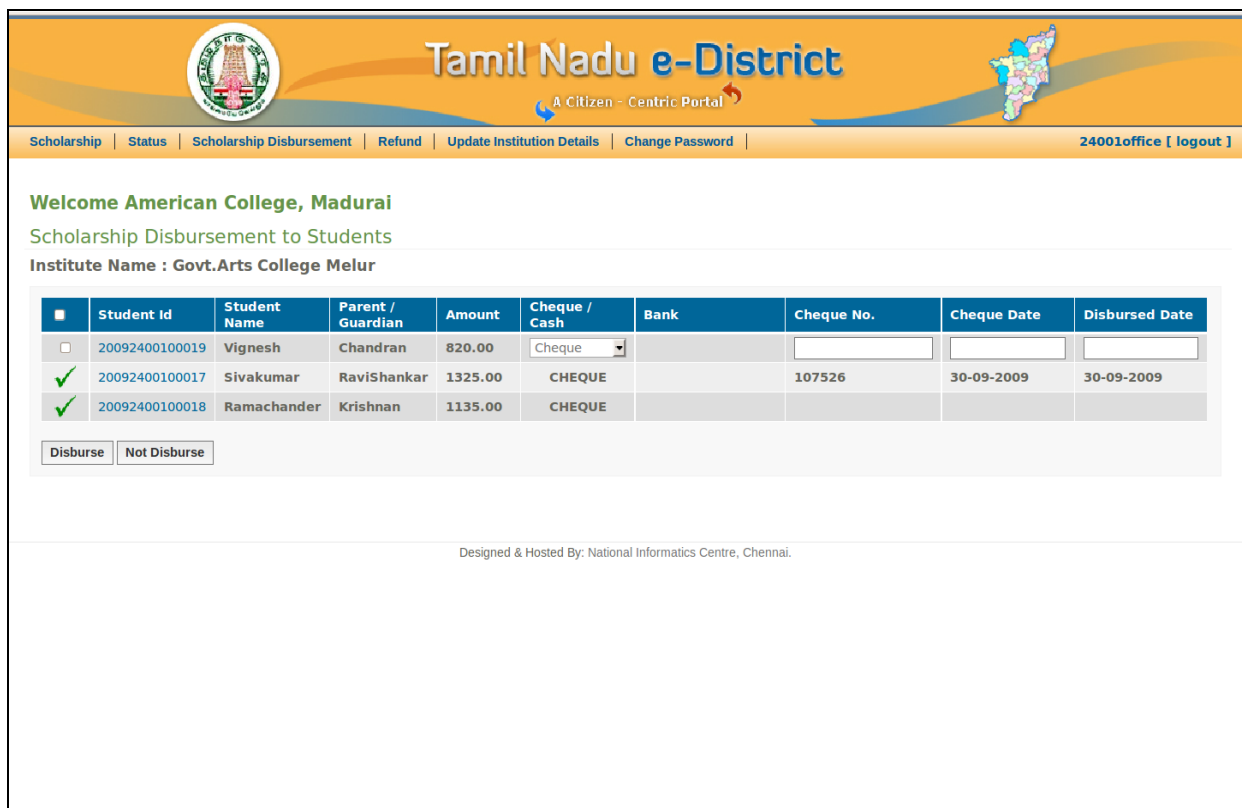
<input type="checkbox"/>	Student Id	Student Name	Parent / Guardian	Amount	Cheque / Cash	Bank	Cheque No.	Cheque Date	Disbursed Date
<input checked="" type="checkbox"/>	20092400100017	Sivakumar	RaviShankar	1325.00	Cheque		107526	30-09-2009	30-09-2009
<input checked="" type="checkbox"/>	20092400100018	Ramachander	Krishnan	1135.00	Cheque		107527	30-09-2009	30-09-2009
<input type="checkbox"/>	20092400100019	Vignesh	Chandran	820.00	Cheque				

Designed & Hosted By: National Informatics Centre, Chennai.

After choosing the “**Scholarship Disbursement**” menu item this web page displays all the student details with sanctioned amount to be disbursed to the student based on the proceedings.

- Select the student(s) in the list using check box provided.
- Select Cheque or Cash option for every student selected.
- Only if cheque option is selected, then type Cheque number, Cheque date and Disbursed date for every student selected. When cash option is selected, then these fields are disabled.

- Click “**Disburse**” button, to indicate that the sanctioned amount is being handed over to the student(s).



Tamil Nadu e-District
A Citizen - Centric Portal


Scholarship | Status | Scholarship Disbursement | Refund | Update Institution Details | Change Password | 24001office [logout]

Welcome American College, Madurai
Scholarship Disbursement to Students
Institute Name : Govt.Arts College Melur

	Student Id	Student Name	Parent / Guardian	Amount	Cheque / Cash	Bank	Cheque No.	Cheque Date	Disbursed Date
<input type="checkbox"/>	20092400100019	Vignesh	Chandran	820.00	Cheque				
<input checked="" type="checkbox"/>	20092400100017	Sivakumar	RaviShankar	1325.00	CHEQUE		107526	30-09-2009	30-09-2009
<input checked="" type="checkbox"/>	20092400100018	Ramachander	Krishnan	1135.00	CHEQUE				


Designed & Hosted By: National Informatics Centre, Chennai.

After choosing the “Disburse”, the web page confirms the list of students to whom the sanctioned amount has been disbursed (See the tick mark in green colour).



Tamil Nadu e-District

A Citizen - Centric Portal



Scholarship | Status | Scholarship Disbursement | Refund | Update Institution Details | Change Password
24001office [logout]

Welcome American College, Madurai
 Scholarship Disbursement to Students
 Institute Name : Govt.Arts College Melur

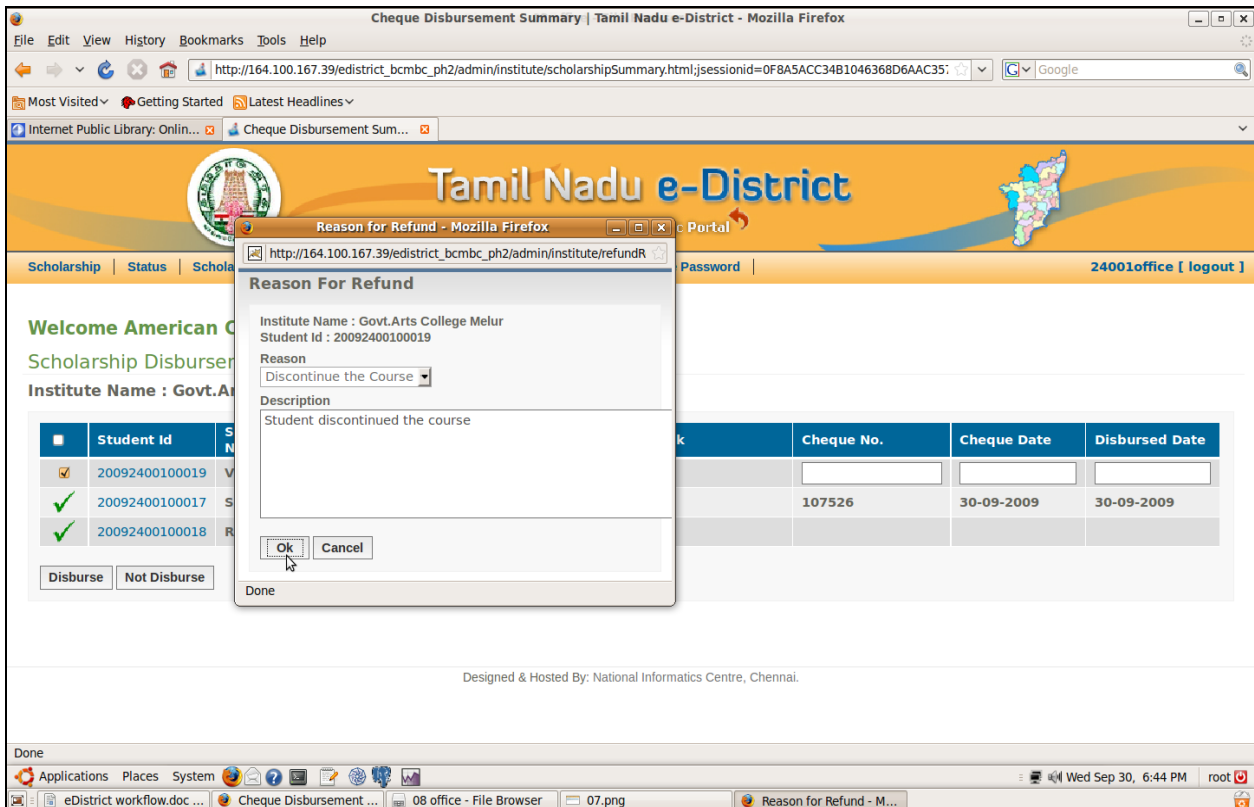
☐	Student Id	Student Name	Parent / Guardian	Amount	Cheque / Cash	Bank	Cheque No.	Cheque Date	Disbursed Date
<input checked="" type="checkbox"/>	20092400100019	Vignesh	Chandran	820.00	Cheque		<input type="text"/>	<input type="text"/>	<input type="text"/>
<input checked="" type="checkbox"/>	20092400100017	Sivakumar	RaviShankar	1325.00	CHEQUE		107526	30-09-2009	30-09-2009
<input checked="" type="checkbox"/>	20092400100018	Ramachander	Krishnan	1135.00	CHEQUE				

Designed & Hosted By: National Informatics Centre, Chennai.

As per the proceedings,

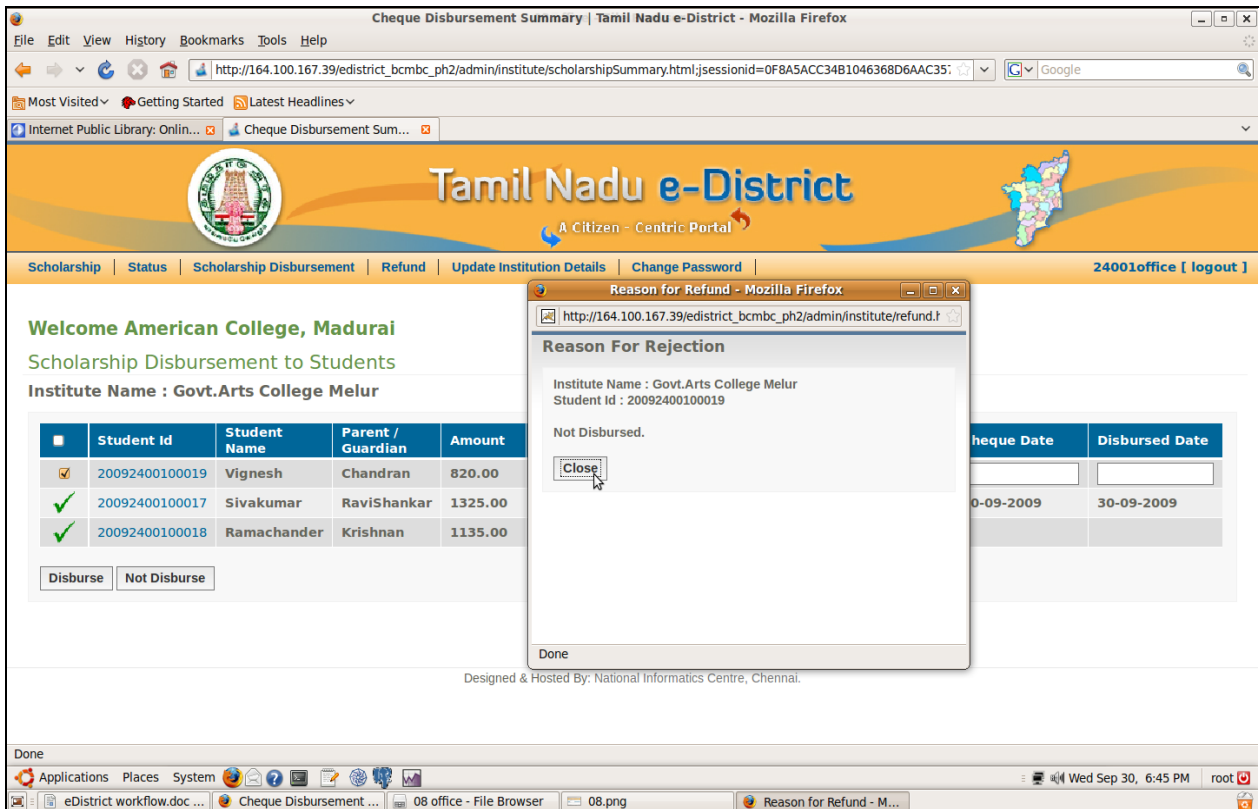
- Select the student(s) by using check box provided and

- Click on the “**Not Disburse**” button, in case if the amount cannot be disbursed to the student.

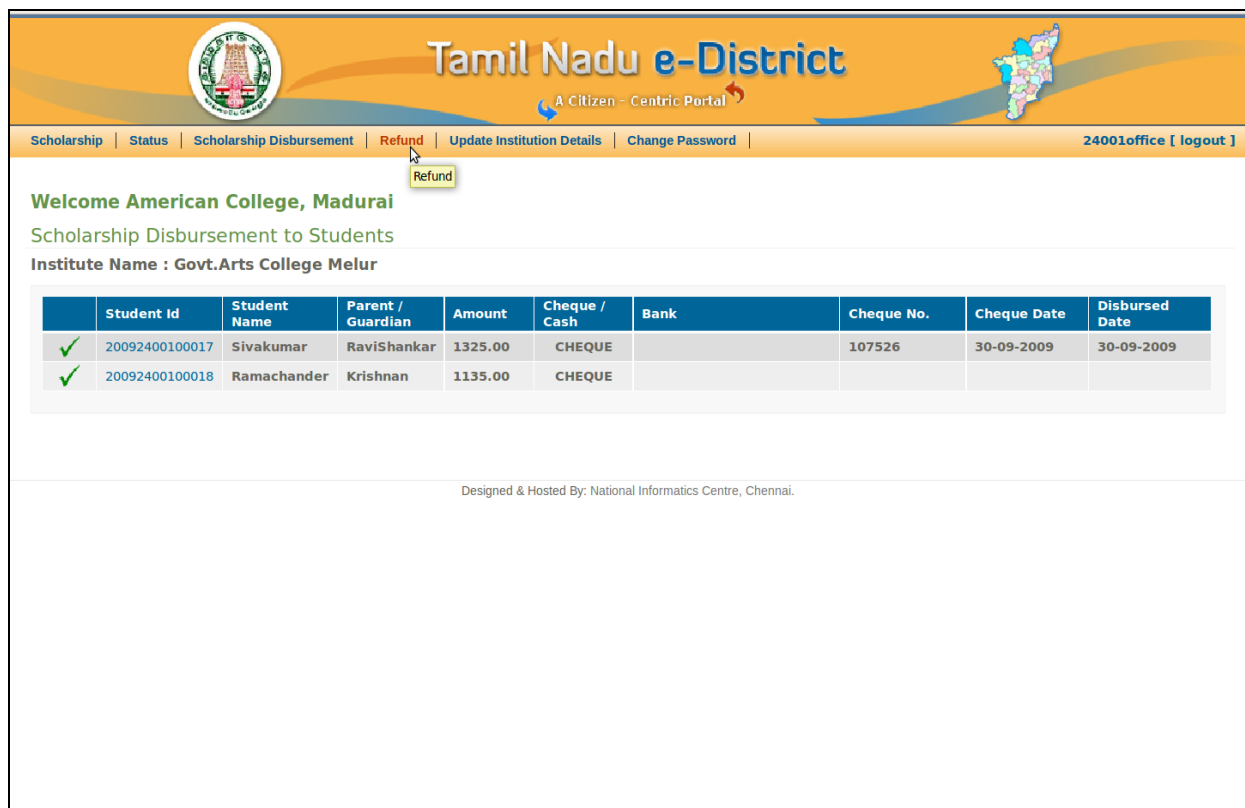


When you click “Not Disburse” button, a pop-up window appears.

- Select valid Reason and write description for not disbursing the amount, and
- Click “OK” button.



A confirmation message is displayed in the pop-up window.



The screenshot displays the Tamil Nadu e-District portal interface. At the top, there is a navigation menu with links for Scholarship, Status, Scholarship Disbursement, Refund, Update Institution Details, and Change Password. The user is logged in as '24001office'. The main content area shows a welcome message for American College, Madurai, and a table of scholarship disbursements. A 'Refund' button is highlighted with a mouse cursor.

Tamil Nadu e-District
A Citizen - Centric Portal

Scholarship | Status | Scholarship Disbursement | **Refund** | Update Institution Details | Change Password | 24001office [logout]

Welcome American College, Madurai
Scholarship Disbursement to Students
Institute Name : Govt.Arts College Melur

	Student Id	Student Name	Parent / Guardian	Amount	Cheque / Cash	Bank	Cheque No.	Cheque Date	Disbursed Date
✓	20092400100017	Sivakumar	RaviShankar	1325.00	CHEQUE		107526	30-09-2009	30-09-2009
✓	20092400100018	Ramachander	Krishnan	1135.00	CHEQUE				

Designed & Hosted By: National Informatics Centre, Chennai.

The amount sanctioned but not disbursed has to be returned to DBCW office.

Click **“Refund”** to refund the not disbursed amount to DBCW office.



The screenshot displays the Tamil Nadu e-District portal interface. At the top, there is a navigation bar with the following links: Scholarship | Status | Scholarship Disbursement | Refund | Update Institution Details | Change Password |. The user is logged in as '24001office [logout]'. The main content area shows a welcome message for 'American College, Madurai' and the title 'Refund Scholarship to DBCW Officer'. Below this, the institute name is listed as 'Govt.Arts College Melur'. A table with the following columns is shown: Sl.No., Student Id, Student Name, Parent / Guardian, Amount, Reason, and Description. The table contains one entry for student Vignesh with a sanctioned amount of 820.00, which was discontinued due to course discontinuation. A 'Refund' button is located below the table. At the bottom of the page, it is noted that the portal is designed and hosted by the National Informatics Centre, Chennai.

Tamil Nadu e-District
A Citizen - Centric Portal

Scholarship | Status | Scholarship Disbursement | Refund | Update Institution Details | Change Password | 24001office [logout]

Welcome American College, Madurai
Refund Scholarship to DBCW Officer

Institute Name : Govt.Arts College Melur

Sl.No.	Student Id	Student Name	Parent / Guardian	Amount	Reason	Description
1	20092400100019	Vignesh	Chandran	820.00	Discontinue the Course	Student discontinued the course

Refund

Designed & Hosted By: National Informatics Centre, Chennai.

Click "**Refund**" button to refund the amount to the DBCW office.

The screenshot displays the Tamil Nadu e-District portal interface. The main page shows a navigation menu with options like Scholarship, Status, Scholarship Disbursement, Refund, Update Institution Details, and Change Password. A user is logged in as '24001office'. The main content area is titled 'Welcome American College, Madurai' and 'Refund Scholarship to DBCW Officer'. Below this, the 'Institute Name' is 'Govt.Arts College Melur'. A table lists student details:

Sl.No.	Student Id	Student Name
1	20092400100019	Vignesh

A 'Refund' button is visible below the table. A pop-up window titled 'Refund to DBCW Officer' is open, showing the following fields:

- Institute Name : Govt.Arts College Melur
- Bank: SBI
- Cheque No.: 107682A
- Cheque Date: 30-09-2009
- Despatched Date: 30-09-2009
- Remarks: Student had discontinued the course.

The pop-up window has 'Ok' and 'Cancel' buttons at the bottom. The system tray at the bottom shows the date as 'Wed Sep 30, 6:52 PM' and the user as 'root'.

When you clicked on “Refund” button, a pop-up window appears.

Type the Bank name, Cheque number, Cheque date, Despatched date and Remarks.

These entries are mandatory.

Click “Ok” button to refund the not disbursed amount to the DBCW Officer.

The screenshot displays the Tamil Nadu e-District portal interface. The main page features a header with the Tamil Nadu state emblem and the text "Tamil Nadu e-District" and "A Citizen - Centric Portal". Below the header is a navigation menu with links for Scholarship, Status, Scholarship Disbursement, Refund, Update Institution Details, and Change Password. The main content area shows a welcome message for American College, Madurai, and a table of students with a "Refund" button. A pop-up window titled "Refunded to DBCW Office" is overlaid on the page, displaying the message: "Institute Name : Govt.Arts College Melur Refunded to DBCW Office." and a "Close" button. The system tray at the bottom shows the date and time as "Wed Sep 30, 6:53 PM".

Welcome American College, Madurai
Refund Scholarship to DBCW Officer

Institute Name : Govt.Arts College Melur

Sl.No.	Student Id	Student Name
1	20092400100019	Vignesh

Refund

Refunded to DBCW Office

Institute Name : Govt.Arts College Melur
Refunded to DBCW Office.

Close

Done

A refund confirmation message is displayed in pop-up window.

Click "**Close**" button.

Update Institution Details



The screenshot displays the Tamil Nadu e-District portal interface. At the top, there is a header with the Tamil Nadu state emblem on the left, the text "Tamil Nadu e-District" in the center, and a map of Tamil Nadu on the right. Below the header is a navigation menu with the following items: Scholarship, Status, Scholarship Disbursement, Refund, Update Institution Details, and Change Password. A "Welcome, 24001office [logout]" message is visible on the right side of the menu. The main content area shows a "Welcome," message followed by the heading "Refund Scholarship to DBCW Officer". Below this, the "Institute Name" is listed as "Govt.Arts College Melur". A message box states "There is no record". At the bottom of the page, it says "Designed & Hosted By: National Informatics Centre, Chennai."

Click on “**Update Institution Details**” menu as shown above to update your Institution details.

The screenshot shows the 'Tamil Nadu e-District' portal. The header includes the state emblem, the text 'Tamil Nadu e-District', and 'A Citizen - Centric Portal'. A navigation menu contains 'Scholarship', 'Status', 'Scholarship Disbursement', 'Refund', 'Update Institution Details', and 'Change Password'. A user is logged in as 'Welcome, 24001office' with a '[logout]' link.

The main content area displays a welcome message: 'Welcome Officer, American College'. Below this is a sidebar for 'Institutional Details' with options for 'Edit Institutional Details' and 'Hostel Address'. The main form is titled 'Institutional Details' and contains two sections:

- PERSONAL DETAILS - HEAD OF THE INSTITUTION:**
 - Name*: Srinivasan
 - Designation*: Principal
 - Date of Birth*: 12-03-1965 (with a calendar icon)
 - Gender*: Male (dropdown menu)
 - Mobile*: 9983562623
- EDUCATIONAL INSTITUTION DETAILS:**
 - Name of the Institution: Govt.Arts College Melur
 - Registration Number*: 6735621993
 - Affiliated To: Madurai Kamarajar University
 - E-mail (Institution)*: srinivasan@gmail.com

At the bottom, there are two columns for addresses:

- Address of Institution:**
 - Door No.*: 874
 - Street Name*: 2nd Cross Street
 - Locality*: Anna Nagar
 - City*: Melur
 - District: Madurai
- Address of Registered Office:**
 - Door No.*: 874
 - Street Name*: 2nd Cross Street
 - Locality*: Anna Nagar
 - City*: Melur
 - District*: Madurai (dropdown menu)

The above screen gets displayed when you click “Update Institution Details” menu.

Type the Head of the Institution’s Name and Designation in the text boxes provided.

Type Head of Institution’s date of birth in text box provided or select using icon provided.

Select Head of Institution’s Gender using combo box, which can be “Male” or “Female”.

Type Head of Institution’s mobile number in the text box provided.

Type Institution’s Registration number in the text box provided.

Type the Institution’s E-mail address in the text box provided.

Type Address of Institution and Address of Registered Office in the text boxes provided.

The fields marked as * are mandatory fields. You have to fill all these columns necessarily.

Address of Institution		Address of Registered Office	
Door No.*	<input type="text" value="874"/>	Door No.*	<input type="text" value="874"/>
Street Name*	<input type="text" value="2nd Cross Street"/>	Street Name*	<input type="text" value="2nd Cross Street"/>
Locality*	<input type="text" value="Anna Nagar"/>	Locality*	<input type="text" value="Anna Nagar"/>
City*	<input type="text" value="Melur"/>	City*	<input type="text" value="Melur"/>
District	<input type="text" value="Madurai"/>	District*	<input type="text" value="Madurai"/>
Taluk*	<input type="text" value="Melur"/>	Taluk *	<input type="text" value="Melur"/>
Pincode *	<input type="text" value="672625"/>	Pincode *	<input type="text" value="672625"/>
Fax (Institution)*	<input type="text" value="9923623121"/>	Fax (Institution)*	<input type="text" value="9923623121"/>
Telephone (Institution)*	<input type="text" value="4572298361"/>	Telephone (Institution)*	<input type="text" value="4572298361"/>
BANK DETAILS OF INSTITUTION			
Primary Bank		Secondary Bank	
Name of Payee *	<input type="text" value="Govt Arts College Melur"/>	Name of Payee*	<input type="text" value="Govt Arts College Melur"/>
Name of the Bank*	<input type="text" value="State Bank of India"/>	Name of the Bank *	<input type="text" value="Indian Overseas Bank"/>
Branch Name*	<input type="text" value="Ellis Nagar"/>	Branch Name*	<input type="text" value="Sellur"/>
Branch Address	<input type="text" value="42, Main Road, Madurai."/>	Branch Address	<input type="text" value="55,100 feet road, Madurai."/>
Account Number*	<input type="text" value="6382039812832"/>	Account Number*	<input type="text" value="10287198632202"/>
Type of Bank Account *	<input type="text" value="Current"/>	Type of Bank Account *	<input type="text" value="Current"/>
MICR Code	<input type="text" value="234ASDG"/>	MICR Code	<input type="text" value="244654"/>
<input type="button" value="Save"/> <input type="button" value="Reset"/>			

/edistrict/admin/institute/institutionalDetails.html Internet 100%

Type the fax number and telephone numbers in the text boxes provided.

Type the Bank details of institution for both primary bank and secondary bank account.

Type the Account Payee name for both primary and secondary bank account.

Select the name of the bank using the drop-down boxes provided.

Select the bank branch names for both primary and secondary bank account.

When you select the bank branch name, the branch address and MICR code fields will be automatically populated.

Type the account number for both primary and secondary bank accounts.

Select the account type for both primary and secondary bank accounts, using the drop-down boxes provided, which can be "Savings" or "Current" account type.

Click "Save" button to save your institution details.

Logout



The screenshot displays the Tamil Nadu e-District portal. At the top, there is a header with the Tamil Nadu state emblem on the left, the text "Tamil Nadu e-District" in the center, and a map of Tamil Nadu on the right. Below the header is a navigation menu with links: Scholarship, Status, Scholarship Disbursement, Refund, Update Institution Details, Change Password, and a "Welcome, 2401office [logout]" button. The main content area is divided into two columns. The left column has a "Welcome," section with a sub-heading "Welcome to TamilNadu e-District" and a paragraph describing the e-district project. The right column has a "Features of e-District Project" section with a list of three bullet points. At the bottom of the page, there is a footer that reads "Designed & Hosted By: National Informatics Centre, Chennai."

Welcome ,

Welcome to TamilNadu e-District

e-district is a State Mission Mode Project under the National e-Governance Plan of DIT Government of India. The Government of TamilNadu (GoTN) has envisaged the e-District project in bringing out the automation of workflow and internal processes of District Administration with the possibility of seamless integration of various departments for providing services to citizens any time and anywhere.

Features of e-District Project

- The project aims to target high volume services currently not covered by any MMP under NeGP and undertake backend computerization to e-enable the delivery of these services through Common Service Centers.
- Leverage the infrastructure facility provided under NeGP such as TNSWAN, SDC and CSC.
- Services in the district that are delivered from Collectorate, RDO and taluk level would be brought under the ambit of e-District.
- Departments and their contemplated services will be identified and approved by State Government. DIT defined a core list of services that have been included like Certificates, Public Grievances & Right to Information.

Designed & Hosted By: National Informatics Centre, Chennai.

Click “[**logout**]” at the top right corner of this web page to logout from your login.

2. User - Head of the Institution

LOGIN



Home | Status | Scholarships | Grievances | Utility | Departments | Contact Us | [Login to TamilNadu e-District](#)

Login

Username
24001principal

Password
●●●●●●●●●●

Login

Designed & Hosted By: National Informatics Centre, Chennai.

This is the first screen to start your operations.

Type the login user name and the password already provided.

Change the default password after logging in using the **“Change Password”**

On entering username and password correctly, a welcome page will be displayed enabling you to proceed with your work.

If you type an incorrect username or password the system will not allow you to enter into the secured web pages and prompt you to re-enter valid username and password.

This login process prevents the unauthorized persons from accessing the individual Institutional specific data and ensures that the user getting access to the data is an Authorized institutional user.


Don't share the username and password provided to your institution with any

other users from other institutions or with any unauthorized persons in your institutions.

Submit Scholarship applications



You, as the Head of the Institution, have to submit all the scholarship applications to the DBCW Office.



	Student ID	Name	Comm	Annual Family Income	Hostel	Date of Joining	Tuition Fee	Special Fee	Book Money	Other Comp Fee	Boarding & Lodging	Exam Fee	Total
<input type="checkbox"/>	20092400100001	Guna sekaran	MBC	120000.00	N		550.00	120.00	600.00	100.00	0.00	600.00	1970.00
<input type="checkbox"/>	20092400100002	Selvi	BC	80000.00	Y	28-07-2008	550.00	120.00	600.00	100.00	0.00	600.00	1970.00
<input type="checkbox"/>	20092400100003	Sathya	BC	95000.00	Y	26-06-2008	550.00	120.00	600.00	100.00	0.00	600.00	1970.00
<input type="checkbox"/>	20092400100004	Kathir	BC	90000.00	N		550.00	120.00	600.00	100.00	0.00	600.00	1970.00
<input type="checkbox"/>	20092400100005	Sathish	BC	150000.00	N		550.00	120.00	600.00	100.00	0.00	600.00	1970.00
<input type="checkbox"/>	20092400100006	Vimala	MBC	50000.00	Y	15-07-2008	550.00	120.00	600.00	100.00	0.00	600.00	1970.00
<input type="checkbox"/>	20092400100007	karthi	MBC	120000.00	Y	04-08-2009	550.00	120.00	600.00	100.00	0.00	600.00	1970.00
<input type="checkbox"/>	20092400100008	shankar	BC	75000.00			110.00	70.00	200.00	130.00	0.00	200.00	710.00
<input type="checkbox"/>	20092400100009	ramdoss	MBC	57000.00			110.00	70.00	200.00	130.00	0.00	200.00	710.00
<input type="checkbox"/>	20092400100010	Selva	BC	75000.00	N		120.00	150.00	120.00	70.00	0.00	150.00	610.00
<input type="checkbox"/>	20092400100011	Hari	MBC	80000.00	N		100.00	150.00	200.00	0.00	0.00	130.00	580.00
<input type="checkbox"/>	20092400100012	peter	BC	75000.00			110.00	70.00	200.00	130.00	0.00	200.00	710.00
<input type="checkbox"/>	20092400100013	prince	MBC	57000.00			110.00	70.00	200.00	130.00	0.00	200.00	710.00
<input type="checkbox"/>	20092400100014	stephen	BC	78000.00	N		110.00	70.00	200.00	130.00	0.00	200.00	710.00
<input type="checkbox"/>	20092400100015	joyce	MBC	45000.00	N		110.00	70.00	200.00	130.00	0.00	200.00	710.00
<input type="checkbox"/>	20092400100016	fasdfa	BC	75000.00	N		0.00	535.00	120.00	0.00	0.00	600.00	1255.00

This web page displays list of applications for your scrutiny with the following details

- Student ID
- Name of the Student
- Community of the Student
- Annual Family Income of the Student
- Hostel detail – “Y” stating Yes – Hosteller, “N” stating No –

- He/She is not Hosteller
- Date of Joining in Hostel
- Tuition Fee
- Special Fee
- Book Money
- Other Compulsory Fee
- Boarding & Lodging Fee
- Exam Fee and
- Total amount claimed by each student.

<input type="checkbox"/>	ID	Name	Category	Amount	Status	Date	Tuition	Special	Book	Other	Boarding	Exam	Total
<input type="checkbox"/>	20092400100005	Sathish	BC	150000.00	N		550.00	120.00	600.00	100.00	0.00	600.00	1970.00
<input type="checkbox"/>	20092400100006	Vimala	MBC	50000.00	Y	15-07-2008	550.00	120.00	600.00	100.00	0.00	600.00	1970.00
<input type="checkbox"/>	20092400100007	karthi	MBC	120000.00	Y	04-08-2009	550.00	120.00	600.00	100.00	0.00	600.00	1970.00
<input type="checkbox"/>	20092400100008	shankar	BC	75000.00			110.00	70.00	200.00	130.00	0.00	200.00	710.00
<input type="checkbox"/>	20092400100009	ramdoss	MBC	57000.00			110.00	70.00	200.00	130.00	0.00	200.00	710.00
<input type="checkbox"/>	20092400100010	Selva	BC	75000.00	N		120.00	150.00	120.00	70.00	0.00	150.00	610.00
<input type="checkbox"/>	20092400100011	Hari	MBC	80000.00	N		100.00	150.00	200.00	0.00	0.00	130.00	580.00
<input type="checkbox"/>	20092400100012	peter	BC	75000.00			110.00	70.00	200.00	130.00	0.00	200.00	710.00
<input type="checkbox"/>	20092400100013	prince	MBC	57000.00			110.00	70.00	200.00	130.00	0.00	200.00	710.00
<input type="checkbox"/>	20092400100014	stephen	BC	78000.00	N		110.00	70.00	200.00	130.00	0.00	200.00	710.00
<input type="checkbox"/>	20092400100015	joyce	MBC	45000.00	N		110.00	70.00	200.00	130.00	0.00	200.00	710.00
<input type="checkbox"/>	20092400100016	fasdfa	BC	75000.00	N		0.00	535.00	120.00	0.00	0.00	600.00	1255.00
<input checked="" type="checkbox"/>	20092400100017	Sivakumar	BC	75000.00	Y	30-09-2009	0.00	535.00	120.00	0.00	70.00	600.00	1325.00
<input checked="" type="checkbox"/>	20092400100018	Ramachander	BC	120000.00	Y	14-07-2009	0.00	535.00	0.00	0.00	0.00	600.00	1135.00
<input checked="" type="checkbox"/>	20092400100019	Vignesh	BC	75000.00	Y	12-07-2009	0.00	0.00	120.00	0.00	100.00	600.00	820.00
<input checked="" type="checkbox"/>	20092400100020	Rajaraman	BC	120000.00	Y	12-07-2009	0.00	0.00	0.00	0.00	0.00	600.00	600.00

Select the student(s) using check box provided for submitting to DBCW office.

You may select one or many or all applications using the check box provided.

Click “**Submit**” button to submit the selected student(s) application(s) to DBCW office.

Institute Name : Govt.Arts College Melur

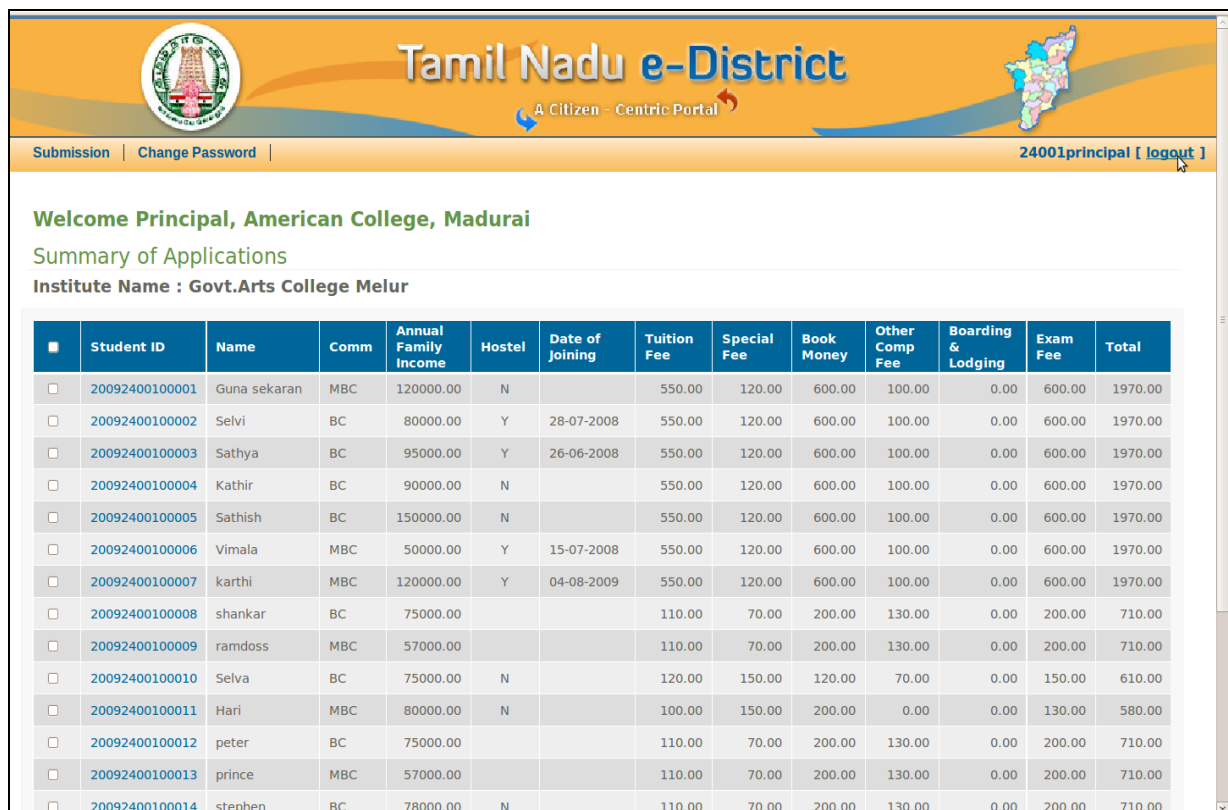
<input type="checkbox"/>	Student ID	Name	Comm	Annual Family Income	Hostel	Date of Joining	Tuition Fee	Special Fee	Book Money	Other Comp Fee	Boarding & Lodging	Exam Fee	Total
<input type="checkbox"/>	20092400100001	Guna sekaran	MBC	120000.00	N		550.00	120.00	600.00	100.00	0.00	600.00	1970.00
<input type="checkbox"/>	20092400100002	Selvi	BC	80000.00	Y	28-07-2008	550.00	120.00	600.00	100.00	0.00	600.00	1970.00
<input type="checkbox"/>	20092400100003	Sathya	BC	95000.00	Y	26-06-2008	550.00	120.00	600.00	100.00	0.00	600.00	1970.00
<input type="checkbox"/>	20092400100004	Kathir	BC	90000.00	N		550.00	120.00	600.00	100.00	0.00	600.00	1970.00
<input type="checkbox"/>	20092400100005	Sathish	BC	150000.00	N		550.00	120.00	600.00	100.00	0.00	600.00	1970.00
<input type="checkbox"/>	20092400100006	Vimala	MBC	50000.00	Y	15-07-2008	550.00	120.00	600.00	100.00	0.00	600.00	1970.00
<input type="checkbox"/>	20092400100007	karthi	MBC	120000.00	Y	04-08-2009	550.00	120.00	600.00	100.00	0.00	600.00	1970.00
<input type="checkbox"/>	20092400100008	shankar	BC	75000.00			110.00	70.00	200.00	130.00	0.00	200.00	710.00
<input type="checkbox"/>	20092400100009	ramdoss	MBC	57000.00			110.00	70.00	200.00	130.00	0.00	200.00	710.00
<input type="checkbox"/>	20092400100010	Selva	BC	75000.00	N		120.00	150.00	120.00	70.00	0.00	150.00	610.00
<input type="checkbox"/>	20092400100011	Hari	MBC	80000.00	N		100.00	150.00	200.00	0.00	0.00	130.00	580.00
<input type="checkbox"/>	20092400100012	peter	BC	75000.00			110.00	70.00	200.00	130.00	0.00	200.00	710.00
<input type="checkbox"/>	20092400100013	prince	MBC	57000.00			110.00	70.00	200.00	130.00	0.00	200.00	710.00
<input type="checkbox"/>	20092400100014	stephen	BC	78000.00	N		110.00	70.00	200.00	130.00	0.00	200.00	710.00
<input type="checkbox"/>	20092400100015	joyce	MBC	45000.00	N		110.00	70.00	200.00	130.00	0.00	200.00	710.00
<input type="checkbox"/>	20092400100016	fasdfa	BC	75000.00	N		0.00	535.00	120.00	0.00	0.00	600.00	1255.00

4 scholarship Applications were submitted. Batch No is : **20090001**

Designed & Hosted By: National Informatics Centre, Chennai.

The web page shows the confirmation message stating, the total number of student applications submitted, say **4**, here along with its batch number, say **2009001** at the bottom of the screen.

Log-out



Welcome Principal, American College, Madurai
Summary of Applications
Institute Name : Govt.Arts College Melur

Student ID	Name	Comm	Annual Family Income	Hostel	Date of Joining	Tuition Fee	Special Fee	Book Money	Other Comp Fee	Boarding & Lodging	Exam Fee	Total
<input type="checkbox"/> 20092400100001	Guna sekaran	MBC	120000.00	N		550.00	120.00	600.00	100.00	0.00	600.00	1970.00
<input type="checkbox"/> 20092400100002	Selvi	BC	80000.00	Y	28-07-2008	550.00	120.00	600.00	100.00	0.00	600.00	1970.00
<input type="checkbox"/> 20092400100003	Sathya	BC	95000.00	Y	26-06-2008	550.00	120.00	600.00	100.00	0.00	600.00	1970.00
<input type="checkbox"/> 20092400100004	Kathir	BC	90000.00	N		550.00	120.00	600.00	100.00	0.00	600.00	1970.00
<input type="checkbox"/> 20092400100005	Sathish	BC	150000.00	N		550.00	120.00	600.00	100.00	0.00	600.00	1970.00
<input type="checkbox"/> 20092400100006	Vimala	MBC	50000.00	Y	15-07-2008	550.00	120.00	600.00	100.00	0.00	600.00	1970.00
<input type="checkbox"/> 20092400100007	karthi	MBC	120000.00	Y	04-08-2009	550.00	120.00	600.00	100.00	0.00	600.00	1970.00
<input type="checkbox"/> 20092400100008	shankar	BC	75000.00			110.00	70.00	200.00	130.00	0.00	200.00	710.00
<input type="checkbox"/> 20092400100009	ramdoss	MBC	57000.00			110.00	70.00	200.00	130.00	0.00	200.00	710.00
<input type="checkbox"/> 20092400100010	Selva	BC	75000.00	N		120.00	150.00	120.00	70.00	0.00	150.00	610.00
<input type="checkbox"/> 20092400100011	Hari	MBC	80000.00	N		100.00	150.00	200.00	0.00	0.00	130.00	580.00
<input type="checkbox"/> 20092400100012	peter	BC	75000.00			110.00	70.00	200.00	130.00	0.00	200.00	710.00
<input type="checkbox"/> 20092400100013	prince	MBC	57000.00			110.00	70.00	200.00	130.00	0.00	200.00	710.00
<input type="checkbox"/> 20092400100014	stephen	BC	78000.00	N		110.00	70.00	200.00	130.00	0.00	200.00	710.00

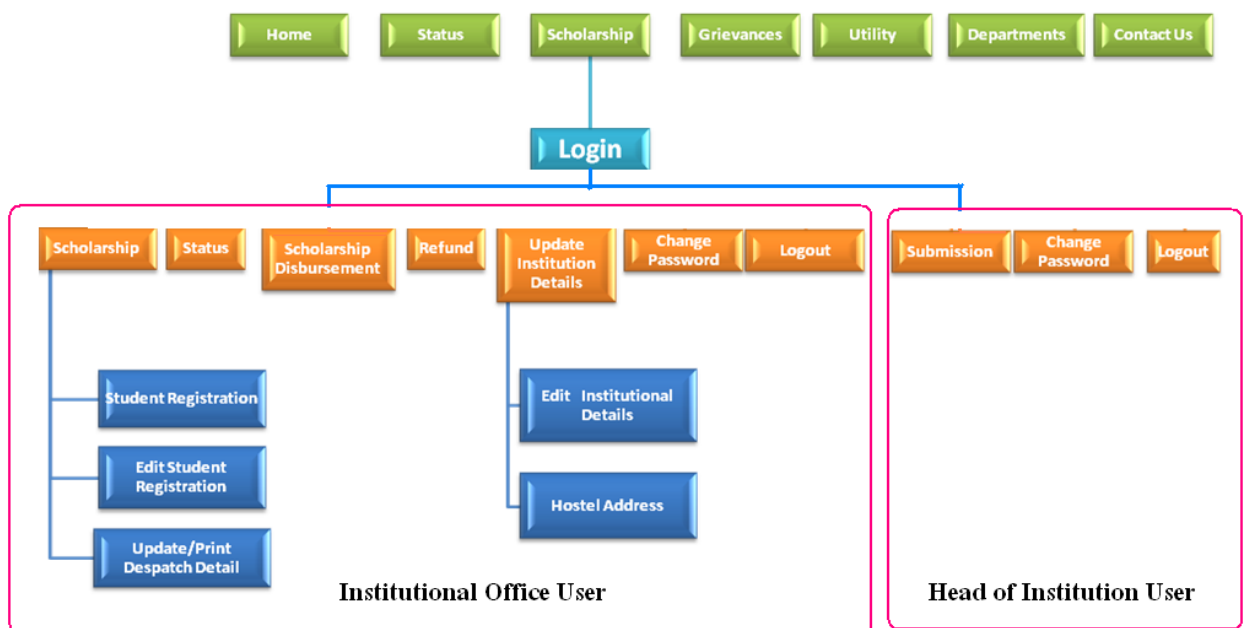
When you complete submitting the applications,
You can logout from the website using the link
“**[Logout]**” provided at the top right corner of this page as
shown.

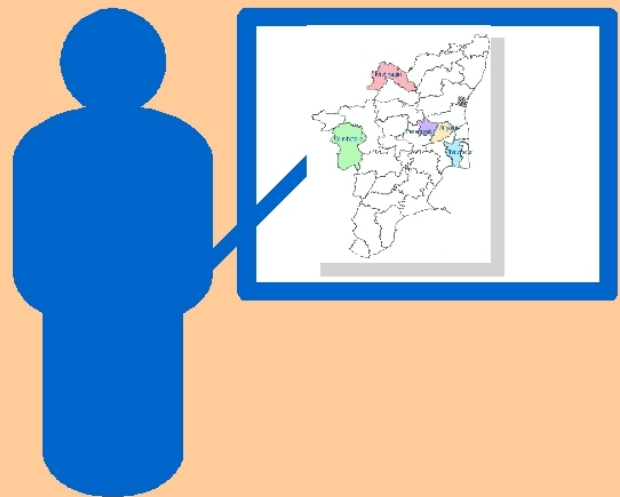


You have been logged out from the website.

Always logout before leaving the seat and ensure the above login screen appears.
This ensures that no one else can use your identity and work on the system.

Site map for Institutional User





NATIONAL INFORMATICS CENTRE

**Ministry of Communications and Information Technology
Department of IT
Government of India**