

8/12/2015



Social Welfare Department's
eScholarship
Ver1.0

STUDENT
USER
MANUAL

POST MATRIC eSCHOLARSHIP BY SOCIAL
WELFARE DEPARTMENT, GOVT OF
UTTARAKHAND

<http://eScholarship.uk.gov.in>



This Document consists of two parts. First part gives the detailed view of Post Matric online eScholarship Process and the second one gives the step by step procedure from registration to final application submission. |By: [National Informatics Centre, State Unit, Dehradun](#)

Table of Contents

PART –A	-----	3
+ Home	-----	3
+ Student Section		
◆ Student Registration	-----	3
◆ Submission of online Application for Scholarship	-----	5
◆ Scholarship Application Renewal	-----	6
◆ Editing of scholarship application	-----	10
◆ Upload documents/Photo	-----	11
◆ Print Application	-----	12
◆ Change Password	-----	13
◆ Tracking of status of Application	-----	13
PART-B	-----	15
PART-C	-----	17
PART-D	-----	19

PART-A

Home: Home or the URL of the application can be accessed at <http://escholarship.uk.gov.in>. When accessed the following screen will be displayed.

The screenshot shows the home page of the eScholarship application. At the top, there is a navigation bar with links for Screen Reader Access, Skip to Main Content, Skip to Navigation, and Sitemap. Below this is the header with the Social Welfare Department's eScholarship logo and a graduation cap icon. The main navigation bar includes Home Page, Registration, Search for Applications, Feedback, Contact Us, Help & Support, and FAQ. The content area is divided into several sections: Quick Links (Authority Login, Student's Login, Student Registration, Institute Registration), Quick Info (No. of Students registered to portal: 0, No. of Institutes registered to portal: 0), Gallery (image of a building), Welcome message, Institute/College Dashboard (Applications pending with Institutes: 0, Applications accepted by Institutes: 0, Objection raised by Institutes on Applications: 0, Applications rejected by Institutes: 0, Applications forwarded by Institutes to DSWO: 0), District Social Welfare Office Dashboard (Applications pending for Sanction: 0, Applications accepted for Sanction: 0, Applications Sanctioned by DSWO: 0, Applications rejected by DSWO: 0), Latest 5 Sanction Orders (View All), and Latest 5 Disbursal Orders (View All).

Home page of the e-scholarship Application

1. **Student Section:** This section covers the student related activities.
 - 2.1 **Student Registration:** Student Registration is a onetime process for students. Student Registration form creates login credentials by sending a verification link to the student's email id. Student can check his/her email after successful registration. Once student gets the email, he/she has to visit or invoke the link by directly clicking on it to set his/her password. No explicit password will be sent to student. The student registration form can be directly accessed from the left side panel on home page or by visiting 'Registration' menu item available on home page. Fields marked with * are mandatory fields for data entry.

One-time online registration for students applying for scholarship

NOTE: Please enter correct mobile number and eMail address. Important information like status of your application, sanction details, login/password etc will be sent by portal to your email address. SMS updates will be sent to your mobile number. You can change/update your email/mobile by logging into the portal.

Fill-in your details-

Personal Details

Name of the Applicant:	First Name <input type="text"/>	Middle Name <input type="text"/>	Last Name <input type="text"/>
Father's Name:	<input type="text"/>		
Gender:	<input type="text" value="--Select Gender--"/>	Mother's Name:	<input type="text"/>
Category:	<input type="text" value="--Select Category--"/>	Date of Birth:	<input type="text"/>
Aadhar Card Number:	<input type="text"/>	eMail Address:	<input type="text"/>
		Mobile Number:	<input type="text"/>

<p>Correspondence Address</p> <p>Select State: <input type="text" value="--Select State--"/></p> <p>Address: <input type="text"/></p> <p>Select District: <input type="text" value="--Select District--"/></p> <p>PIN Code: <input type="text"/></p>	<p>Permanent Address <input type="checkbox"/> Same as Correspondence Address</p> <p>Select State: <input type="text" value="--Select State--"/></p> <p>Address: <input type="text"/></p> <p>Select District: <input type="text" value="--Select District--"/></p> <p>PIN Code: <input type="text"/></p>
---	--

CAPTCHA :

Save and Register

Student Registration form

On successful registration an email and SMS will be sent to students email account and registered mobile number. The one time password is also appears on screen on successful registration

2.2 Submission of Online Application for Scholarship: The student can enter the e-scholarship application by providing login id and password in login form. The Login form can be accessed from left panel under 'Student's Login' in home page.

Screen Reader Access | Skip to Main Content | Skip to Navigation Sitemap

Home Page
Registration
Search for Applications
Feedback
Contact Us
Help & Support
FAQ

Student Login ...

User/email ID:

Password:

CAPTCHA :

Captcha:

Login...

Source : Social Welfare Department, Uttarakhand, Last Updated on - 17-Oct-2014

National Portal of India | About Us | Accessibility Statement | Copyright Policy | Privacy Policy | Disclaimer | Terms & Conditions | Hyperlinking Policy

Site designed, developed and hosted by

Disclaimer: Contents published and available on this Portal are being managed and maintained by Social Welfare Department, Govt. of Uttarakhand. Social Welfare Department's eScholarship Application, Designed and Developed By: National Informatics Centre, Uttarakhand State Unit Dehradun. © Govt of Uttarakhand, All Rights Reserved. Visitor No :-

Student login form

To apply for the scholarship, student needs to select the type of scholarship scheme for which he/she wants to apply. A screen of that is shown below:

Please select your "Scholarship-Scheme" before applying

Scholarship Scheme:

After selecting the appropriate scholarship scheme, and clicking on Proceed button, student can moved to student home page.
To apply on line student needs to access the link **"Apply for Scholarship->Fill Scholarship Application"** module. The information furnished in the online application form should be correct & true and supported by required valid documents. On successful submission, e-scholarship application will generate an application number which is used by the system for entire life cycle of scholarship disbursement.

Screen Reader Access Skip to Main Content Skip to Navigation Sitemap Search

Social Welfare Department's **eScholarship** Ver 1.0

Student Home Apply for Scholarship Documents Print Application Change Password Logout

Home » Apply for Scholarship Logged in as shailesh nautiyal

Apply for Scholarship

NOTE: Please enter correct mobile number and eMail address. Important information like status of your application, sanction details, login/password etc will be sent by portal to your email address. SMS updates will be sent to your mobile number. You can change/update your email/mobile by logging into the portal.

Fill-in your details-

Label marked With * are mandatory fields.

Personal Details

Name of the Applicant: *

Father's Name: * Mother's Name: *

Gender: * Date of Birth: *

Category: * Aadhar Card Number:

Permanent Address Details

Select State: * Address: *

HSC Details

Select HSC Board: * HSC Marks Percentage: * HSC Roll No: *

Select District: *

PIN Code:

Institute Details

Select Institute: *

Select Academic Year: *

Select Course: *

Select Course Branch: *

Select Course Year: *

Admission Date:

Free Admission: *

Private College: *

Family Income:

Hostel: *

Cast Certificate Number:

Cast Certificate Date:

Issuing Authority:

Contact Details

Select State: *

Address:

Select District: *

PIN Code:

eMail id:

Mobile Number:

Bank Details

Enter IFSC Code:

Bank's Name:

Branch's Name:

Enter Account Number:

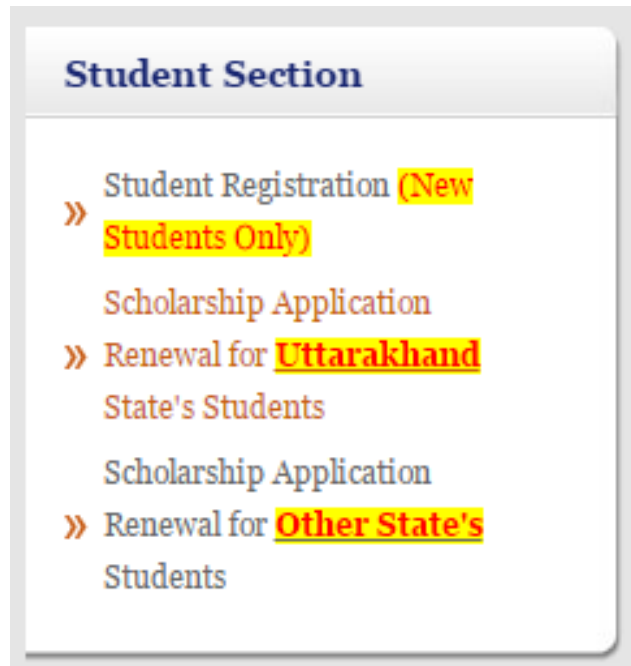
NOTE: After you enter IFSC code, portal will validate it with the database of banks/branches being maintained by the system. If IFSC code entered by you exists in the database, the other details will be filled automatically and you will be allowed to enter your Account Number. If the entered IFSC code is not available in the database, please [Click here](#) to report Unregistered IFSC code.

CAPTCHA:

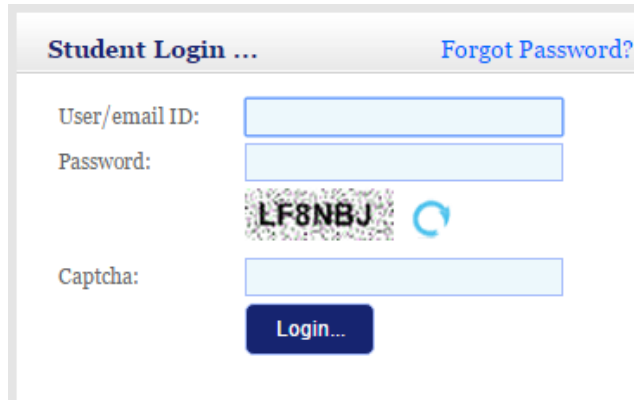
Online Application form for Scholarship

2.3 Scholarship Application Renewal: All those students of which scholarship applications not marked as duplicate or rejected d permanently can renew their scholarship application. To renew online scholarship application, the following step needs to be taken.

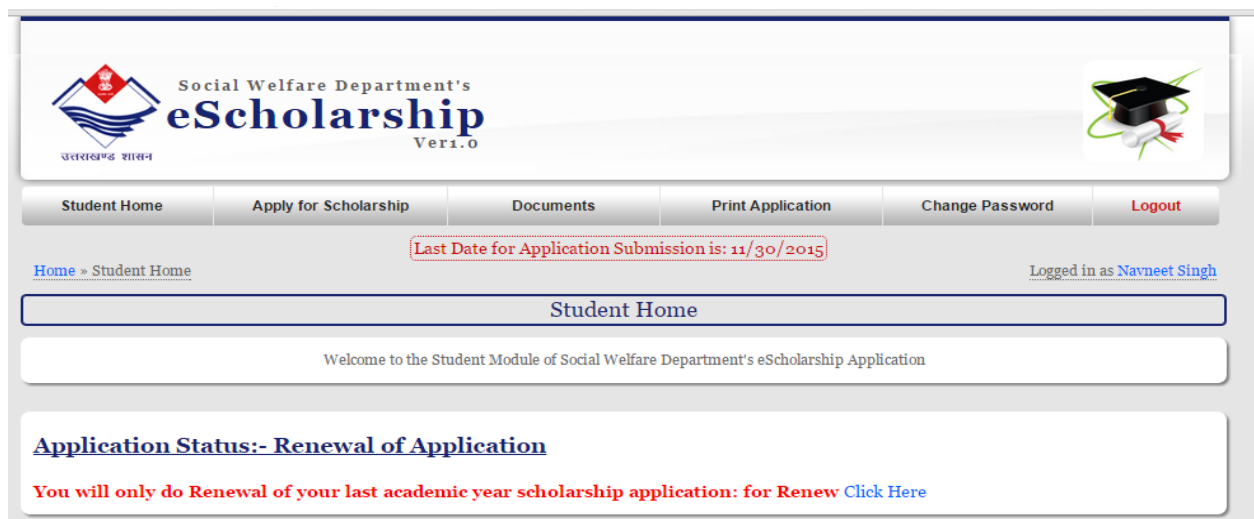
2.3.1 Click on “**Scholarship Application Renewal for Uttarakhand State `s Students`**” link available in Student Section



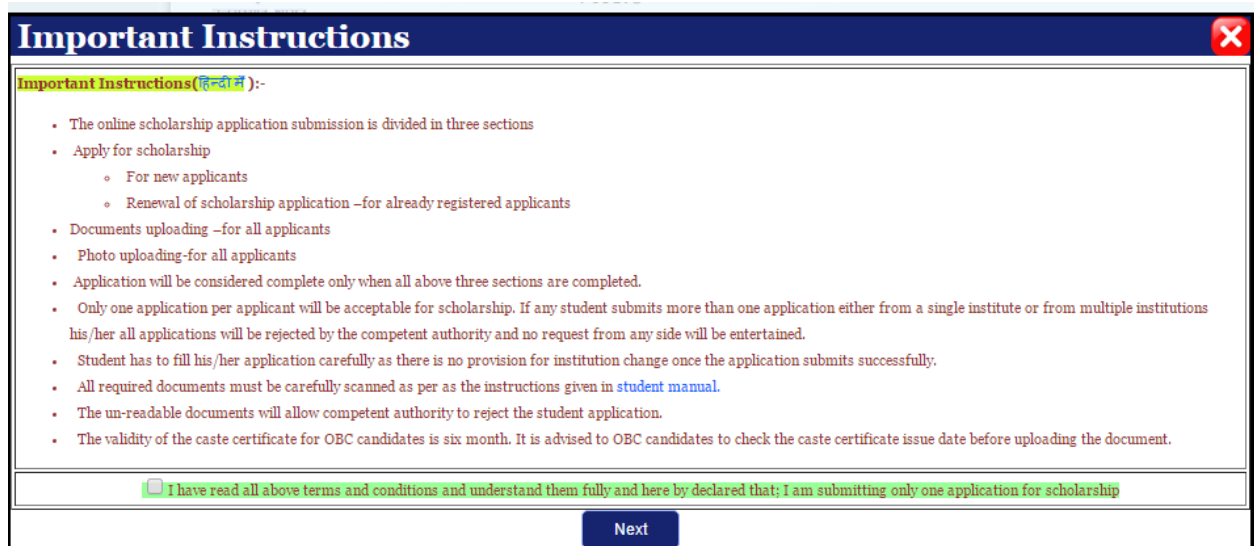
2.3.2 Login using your registered email id and password as shown below



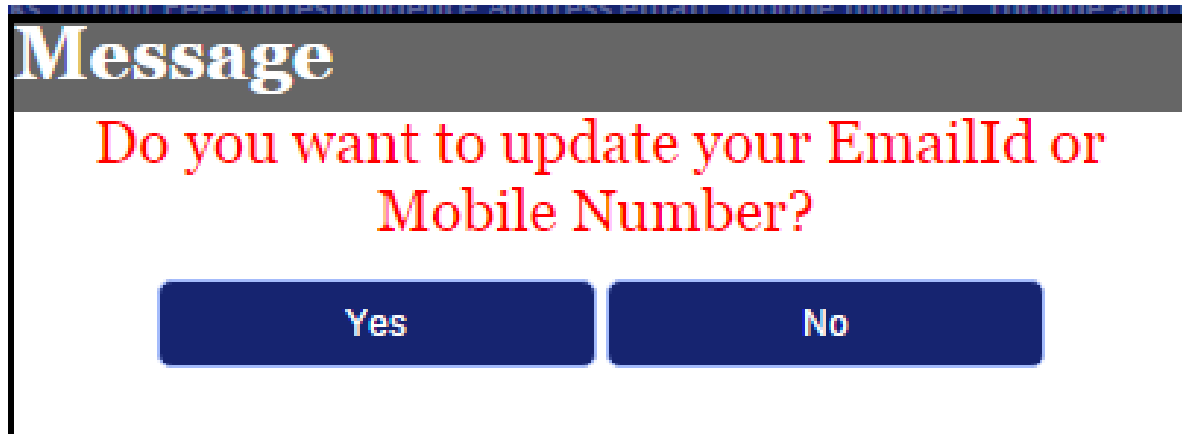
2.3.3 After successful login you will get a scholarship renewal screen as shown below:-



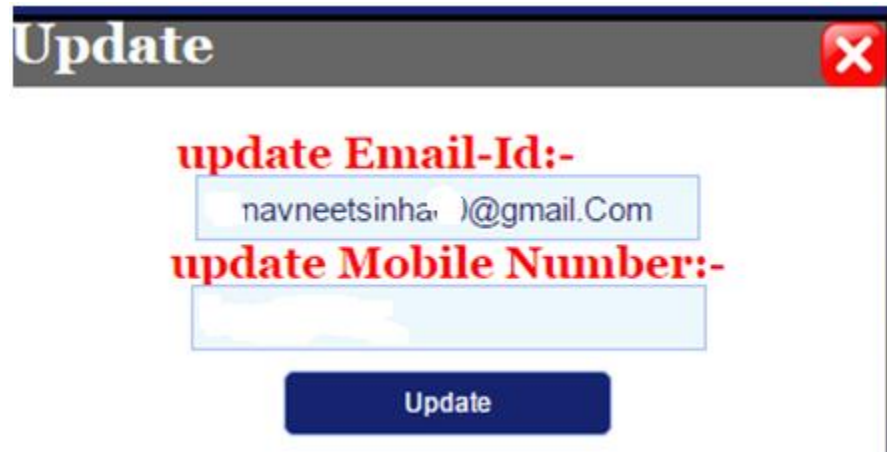
2.3.4 Click on "Click Here " link to renew your application. You have to read the instructions very carefully before renewing scholarship application. First if you want to update your email and mobile number , you can do this by clicking on



the green label for the confirmation that you have read all instructions and want to renew online scholarship application. Click "Next" button for email and mobile number Update.



If you want to update email and mobile number, click on "Yes" button otherwise "No" button to move in next step.



Once you update your email id, system will take you to login screen and your updated email will be your new user name to access the online scholarship application portal.

Once you updated your email id and mobile number, you need to re-login into the system by using new email id as user name and follow the step 2.3.1 to step 2.3.4 and click on "No" button to renew the online scholarship application. There are three option to renew the scholarship application

Option 1:- If student wants to update his correspondence address, aadhar number, income, caste certificate details, bank details, last examination passed marks and tuition fee.

Option 2:- In addition to information in option 1 student can update his/her course branch using this option.

Option 3:- In addition to option 2 students can change his Institute and course. On changing institute, a new application number will be allotted to the student and his old application number will be locked from further activities. Student can do change his/her institute only once. Once the institute is changed, no request for further change in institute name will be considered and his/her application will be remain pending in that institute.

Renew Scholarship Application

Option 1:- Student can change his/her Bank Details,last exam passed marks,Tuition Fee,Correspondence Address,email ,mobile number, Income and caste details.

Option 2:- In addition to option 1, Student can change his/her course branch name.

Option 3:- In addition to above these option , Student can Change his/her Institute name and course.

On choosing the option, the data of student will be appear in the following screen. Student needs to update only relevant information which he/she wants to update. The information required are labeled in different color and student has to provide that, failing to which application will not be considered at district social welfare officer's level.

Home - Renew Application Last Date for Application Submission is: 11/30/2015 Logged in as Navneet Singh

[Go Back](#)

▶ Label marked With * are mandetory fields. ▶ Your selected Scheme is : SC

Section:- Personal Details

Name of the Applicant:	First Name Navneet *	Middle Name	Last Name Singh
Father's Name:	Kheem Singh *	Mother's Name:	Maheshwari Devi *
Gender:	Male *	Date of Birth:	07-May-1993 *
Category:	SC *	Aadhar Card Number:	
eMail Id:	i si seetsinha00g mail.Com *	Mobile Number:	X 179 *

Section:- Permanent Address Details

Select State:	Uttarakhand *
Address:	Vill. Dugri, P.O. Bainoli, Distt. Chamoli, Uttarakhand *
Select District:	Chamoli *
PIN Code:	246487 *

Section:- Local Contact Details

Select State:	Uttarakhand *
Address:	Vill. Dugri, P.O. Bainoli, Distt. Chamoli, Uttarakhand *
Select District:	Chamoli *
PIN Code:	246487 *

Section:- Board Details

Select HSC(10th) Board:	Uttarakhand Board *	HSC(10th)Percentage:	58.40 *	HSC(10th)Roll No:	0077765 *	HSC Passing Year:	-Year- *
-------------------------	---------------------	----------------------	---------	-------------------	-----------	-------------------	----------

Section5:- Institute Details

Select Institute: *

Select Academic Year: *

Select Course Branch: *

Through Common entrance?: * Rank in CET: *

Admission Date: *

Private College: *

Hostel: *

Cast Certificate Number: *

Issuing Authority:

Select Course: *

Select Course Year: *

Last Year/Sem Marks: *

Free Admission: *

Family Income(Annual): *

Cast Certificate Date: *



Tuition Fee: *

Section6:-Bank Details

Enter IFSC Code: * Bank's Name:

Branch's Name: Enter Account Number: *

Optional Fields Mandatory Fields

CAPTCHA :  

Scholarship renewal form

2.4 Editing of Online submitted Application: A student can edit his/her online application if it is rejected **temporarily rejected** by the concerned District Social Welfare Officer. Student can access this module by the link under the menu item name **"Apply for Scholarship->Edit Scholarship Application"**. By entering his/her application number student gets his/her application and modify as per suggested by the DSWO and resubmit for processing. This time the application directly goes to concerned DSWO for sanction.

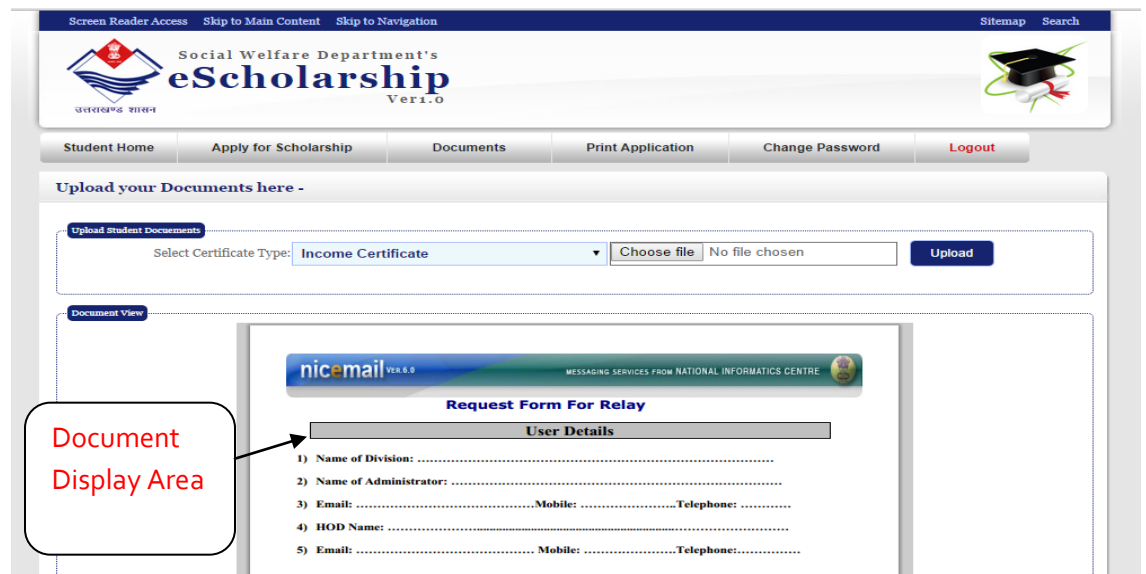
Edit Online Scholarship Application Module

2.5 Uploading Documents: The uploading documents form is used to upload various documents and photograph of student. An application cannot be considered complete until all concerned documents are uploaded by the student. Before applying for scholarship, the student must ensure the proper scanning of documents.

2.5.1 Upload Certificates: It is used to upload the following certificates:

S. No	Certificate Name	Maximum Size	File Type	For fresh Application	For Renewal of Application
1	Last exam passed Certificate	80KB	PDF(Portable document)	Required	Required
2	Income Certificate	80KB	PDF(Portable document)	Required	Required
3	Caste Certificate	80KB	PDF(Portable document)	Required	Required(only for OBC students)
4	Residency (Domicile) Certificate	80KB	PDF(Portable document)	Required	No
5	Bona fide Document	80KB	PDF(Portable document)	Required	Yes
6	Passbook Copy(Main Page)	80KB	PDF(Portable document)	Required	No
7	Counseling Certificate	80KB	PDF(Portable document)	Required	No
8	High School Marksheet	80kb	PDF(Portable document)	Required	Required

Note: S.No 7 is required for OBC students taking admission in AICTE / MCI /NCTE and technical education council Uttarakhand approved institute.



Certificates upload form

2.5.2 Upload Photograph: The photograph upload form is used to upload latest photograph of student into the system. The required specification for uploading photograph is as follows:

S. No	Document Name	Maximum Size	File Type	For new application	For Renewal of Application
1	Student's Latest Photograph	50KB	Jpeg/jpg/png	Required	Required

Note: It is advised that the photograph should be clear and in correct format. The photograph size required is of passport size.



Student Photo Upload form

2.6 Print Application: Once online application is submitted along with the desired documents uploaded successfully, students must take print out of their application and attach all six certificates and submit to their respective institute for further action.

2.6 Change Password: This module is used to change password for e-scholarship application.

Screen Reader Access Skip to Main Content Skip to Navigation Sitemap Search

Social Welfare Department's
eScholarship
Veri.o

Student Home Apply for Scholarship Documents Print Application Change Password Logout

Change Password

Note: Password must contain: Minimum 8 characters atleast 1 Uppercase Alphabet, 1 Lowercase Alphabet, 1 Number and 1 Special Character(!,@,#,\$,%,&,*_~?)

Enter Current Password

Enter New Password

Confirm New Password

Captcha: E03X4S

Submit

Password Change form

Note: It is advised that one must change password regularly. New password should be as per password policy. Last three passwords cannot be used as new password.

Once all activities carried out successfully, student must click on logout link to terminate his/her session.

Note: Any open access can be used by the unauthorized person to update the data.

2.7 Track status of Application: The status of the student's scholarship application may be tracked via the application number. It can be directly accessed from the home page under the link "Search for Application" and does not require any user credentials to access.

Screen Reader Access Skip to Main Content Skip to Navigation Sitemap

Social Welfare Department's
eScholarship
Veri.o

Home Page Registration Search for Applications Feedback Contact Us Help & Support FAQ

Home » Search for Application

Search for Application

Enter your scholarship application number/id to get/search the status of your scholarship application

Enter Details-

Select Institute:

Scholarship Application Number:

CAPTCHA : 3RFJFT

Search

Source : Social Welfare Department, Uttarakhand, Last Updated on - 20-Oct-2014

Search for application form

2.8 Email on acceptance of online application by Institute:-

Application accepted by the Institute

Inbox x



dd-swd-uk@nic.in

to me

Dear Student,

Your application no 35050013 is accepted by your Institute.

Regards,
IT Cell, Social Welfare Department

****This is automated generated email by the scholarship portal. Don't Reply to this email****

2.9 Email on acceptance and verification of online application forwarded by Institute to concerned District Social Welfare Officer (DSWO):-

Application verified and accepted by the District Welfare Officer for sanction.

Inbox x



dd-swd-uk@nic.in

to me

Dear Student,

Your application no 35050013 is sanctioned by the district social welfare officer and pending for disbursement.

Regards,
IT Cell, Social Welfare Department

****This is automated generated email by the scholarship portal. Don't Reply to this email****

2.10 Email on Disbursement of Scholarship of online application forwarded by Institute to concerned District Social Welfare Officer (DSWO):-

Scholarship disbursed by the district welfare officer.

Inbox x



dd-swd-uk@nic.in

to me

Nov 19 (4 da

Dear Student,

Scholarship amount is disbursed against your application no 35050013 and directly credited into your bank account. Please check your bank account.

Regards,
IT Cell, Social Welfare Department

****This is automated generated email by the scholarship portal. Don't Reply to this email****

PART-B

Procedure for Applying For Online Scholarship- New

Post Matric scholarship System (eScholarship) of Social Welfare Department, Govt. Of Uttarakhand for Academic Session 2015-16

Go to eScholarship Portal <http://escholarship.uk.gov.in> and click on Post-Matric Scholarship Scheme

Click on Student Registration

Fill Student Registration form and submit

On successful registration a email and SMS will be sent to student's registered email id and mobile number. It is one time activity

Note down the password shown on your student registration form

Click on Student's Login at Home Page

Enter registered email as login id and password

Enter your registered email id to get one time password on your registered mobile number

Click on Forget Password, if account gets locked.

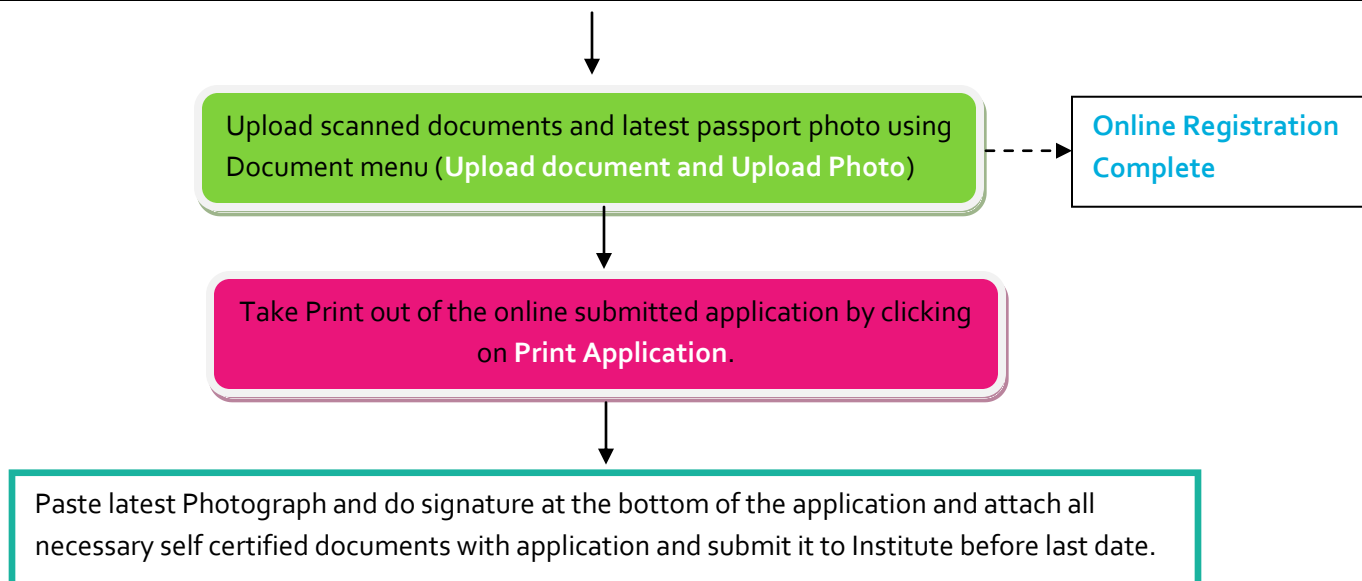
Go to Scholarship registration and Click on Fill Scholarship Application

Keep ready the scanned copies of all mandatory documents * before this step.

Select Scheme (SC Scheme for SC category, ST Scheme for ST Category and OBC Scheme for OBC category students)

Fill all necessary fields in application form and click on submit button for application submission. After successful submission of scholarship application no editing is allowed until application is temporarily rejected by Concerned District Welfare Officer

After successful application submission, an email and SMS will be send to student registered email and mobile number



*** List of Mandatory documents:-**

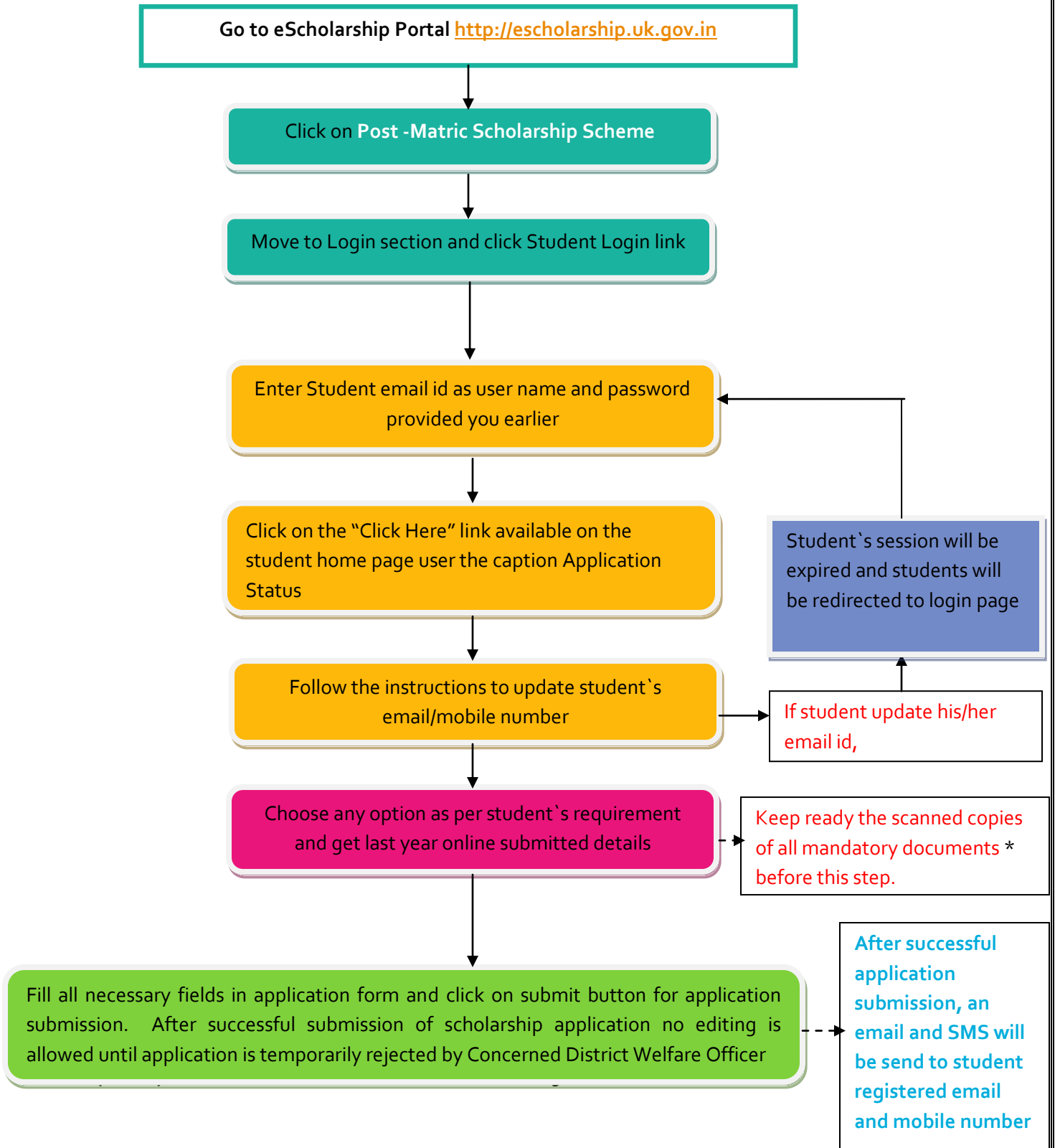
Sr. No	Certificate Name	Maximum Size	File Type	For new Application
1	Last exam passed Certificate/Marksheet	80KB	PDF(Portable document)	Required
2	Income Certificate	80KB	PDF(Portable document)	Required
3	Caste Certificate	80KB	PDF(Portable document)	Required
4	Residency (Domicile) Certificate	80KB	PDF(Portable document)	Required
5	Bona fide Document	80KB	PDF(Portable document)	Required
6	Passbook Copy(Main Page)	80KB	PDF(Portable document)	Required
7	Counseling Certificate	80KB	PDF(Portable document)	Required
8	Student`s Latest Photo	50KB	Jpeg/jpg/png (800x600)	Required
9	High School Marksheet	50	PDF(Portable document)	Required

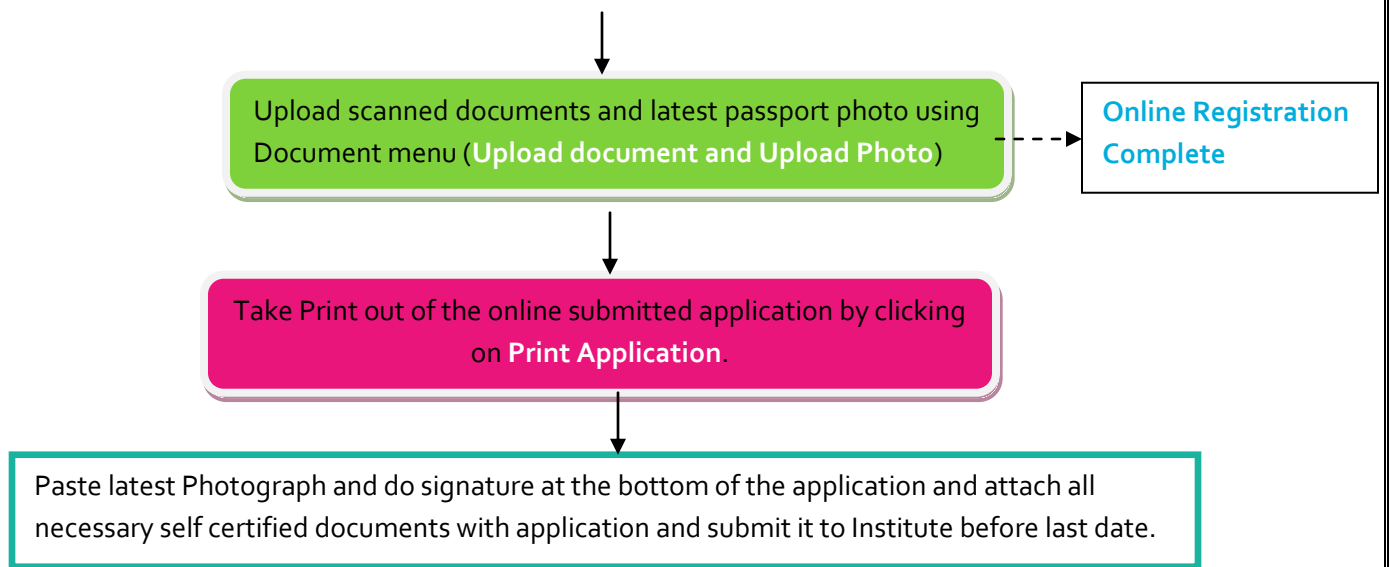
Note: S.No 7 is required for OBC students taking admission in AICTE/MCI/NCTE and technical education council Uttarakhand approved institute. Caste certificate (obc student) should not old more than 6month on the date of application submission.

PART-C

Procedure for Applying For Online Scholarship- Renew

Post Matric scholarship System (eScholarship) of Social Welfare Department, Govt. Of Uttarakhand for Academic Session 2015-16





*** List of Mandatory documents:-**

Sr. No	Certificate Name	Maximum Size	File Type	For new Application
1	Last exam passed Certificate/Marksheet	80KB	PDF(Portable document)	Required
2	Income Certificate	80KB	PDF(Portable document)	Required
3	Caste Certificate	80KB	PDF(Portable document)	Required (for obc student only)
4	Residency (Domicile) Certificate	80KB	PDF(Portable document)	No
5	Bona fide Document	80KB	PDF(Portable document)	Required
6	Passbook Copy(Main Page)	80KB	PDF(Portable document)	No
7	Counseling Certificate	80KB	PDF(Portable document)	No
8	Student`s Latest Photo	50KB	Jpeg/jpg/png (800x600)	Required
9	High School Marksheet	50	PDF(Portable document)	Required

Note: S.No 7 is required for OBC students taking admission in AICTE/MCI/NCTE and technical education council Uttarakhand approved institute. Caste certificate (obc student) should not old more than 6month on the date of application submission.

PART -D

General Instructions: -

Students must read the following instructions carefully before applying for online scholarship.

Note: - No application editing is allowed until the application is temporarily rejected by the concerned District Social Welfare Officer (DSWO). Students are advised not to submit duplicate applications otherwise both applications can be rejected permanently.

- Fill the online registration form carefully as it creates login details for you to access eScholarship application.
- After successful registration an email will be send to you to set your login password.
- Please ensure the scholarship scheme selected by you is correct and you are eligible for that i.e. if a student is of SC category he/she must select SC scholarship scheme.
- Only one application per scheme is to be filled by student.
- The student name, father name, mother name, date of birth and High school certificate details filled online should match the information provided in the High School Certificate. Any mismatch in this information will lead to rejection of application.
- Enter your personal email id and Mobile number for the email and SMS alert.
- Student's permanent address must be same as the address mentioned in his/her domicile /Residential Certificate issued by the competent authority.
- Select your current institute name, Course name, course year, academic year, admission date and enrollment number carefully.
- If student's opted course is not listed in course list, please ask institute (Nodal Officer for scholarship) to send request to IT Cell to add that course in e-scholarship application.
- Caste certificate details should be entered carefully as the error in caste certificate details will lead to permanent rejection of application. The caste certificate must be issued by a competent authority.
- Income details of parents should be entered carefully as the scholarship eligibility is decided on the basis of annual income of student's parents.
- Student needs to open his/her bank account in any Core Banking System (CBS) bank's branch. Please ensure the name in the bank passbook is same as of the name in HSC certificate. Those students, who have opened bank account in non-CBS based bank branch, will not get scholarship and no clarification will be accepted in this regard.
- The student name, address, bank branch name, IFSC code and bank account number must be clear in scanned page of bank passbook. No other page will be accepted as proof of bank account details of student.
- Upload self certified scanned documents as listed above* using the upload utility. Otherwise the application will remain unprocessed.
- It is the responsibility of the student to furnish the correct information and valid documents, failing to which the application will be permanently rejected and action can be taken against him/her.

Income Band for Scholarship:-

Sr. No.	Scholarship Scheme Name	Approved Income bands
1	Post Matric ST scholarship Scheme	0-250000 (Upto two lakhs fifty thousand only)
2	Post Matric SC scholarship Scheme	0-250000 (Upto two lakhs fifty thousand only)
3	Post Matric OBC scholarship Scheme	0-100000 (Upto one lakh only)